

Turning Demographic Comparison

Session Name: Volusia Final Results Hear about Demo.tpz

Created: 7/3/2007 3:52 PM

1.) How does it feel to get up to attend an event on a Saturday morning? Terrific

	Terrific	OK	Fair	Poor	Are you kidding me?	Total
Radio	1	0	0	0	0	1
TV	0	0	0	0	0	0
Internet	11	12	3	1	17	44
Print Media – Newspaper	1	1	0	0	5	7
Word of Mouth or Phone	0	0	0	1	4	5
Written Invitation	0	1	1	0	3	5
Recommendation or Notice by Association, Group, Not-for-profit, or Coalition	4	0	2	1	9	16
Other	1	0	0	0	2	3

2.) What is your age?

	20-30	31-40	41-50	51-60	61-70	71-80	81-90	Over 90	Total
Radio	0	0	0	1	0	0	0	0	1
TV	0	0	0	0	0	0	0	0	0
Internet	0	2	12	18	13	1	0	0	46
Print Media – Newspaper	0	0	2	1	3	0	0	1	7
Word of Mouth or Phone	0	1	0	3	2	0	0	0	6
Written Invitation	0	1	1	1	2	0	0	0	5
Recommendation or Notice by Association, Group, Not-for-profit, or Coalition	3	1	4	5	2	0	1	0	16
Other	0	1	0	1	0	0	0	0	2

3.) How long have you lived in Volusia County?

	Non-resident	Less than 1 Year	1-2 Years	3-5 Years	6-10 Years	11-20 Years	20+ Years	Total
Radio	0	0	0	0	0	0	1	1
TV	0	0	0	0	0	0	0	0
Internet	0	3	1	7	8	7	20	46
Print Media – Newspaper	0	0	1	0	3	1	2	7
Word of Mouth or Phone	1	0	0	4	0	0	2	7
Written Invitation	0	0	1	0	0	0	3	4
Recommendation or Notice by Association, Group, Not-for-profit, or Coalition	0	0	0	2	1	6	7	16
Other	0	0	0	1	0	1	1	3

4.) What do you do for a living?

	Public Sector –Elected Official	Public Sector - Staff	Private Sector	Education	Community Based Organization	Other	Retired	Total
Radio	1	0	0	0	0	0	0	1
TV	0	0	0	0	0	0	0	0
Internet	6	12	11	2	5	2	9	47
Print Media – Newspaper	0	0	5	0	0	1	1	7
Word of Mouth or Phone	0	2	1	2	0	0	2	7
Written Invitation	2	2	0	0	0	1	0	5
Recommendation or Notice by Association, Group, Not-for-profit, or Coalition	5	4	6	1	0	0	1	17
Other	1	2	0	0	0	1	0	4

5.) Annual Income?

	Less than 25,000	25-50,000	51-75,000	76-100,000	101-125,000	126-150,000	Above 150,000	Total
Radio	0	0	1	0	0	0	0	1
TV	0	0	0	0	0	0	0	0
Internet	2	6	7	7	10	7	8	47
Print Media – Newspaper	2	0	0	1	2	0	2	7
Word of Mouth or Phone	0	1	2	0	2	0	1	6
Written Invitation	0	1	0	2	0	1	0	4
Recommendation or Notice by Association, Group, Not-for-profit, or Coalition	2	4	2	1	3	1	3	16
Other	0	1	0	0	1	0	2	4

6.) Where do you work?

	Volusia County	Orange County	Seminole County	Brevard County	Flagler County	Lake County	Osceola County	Duval County	Other	Total
Radio	1	0	0	0	0	0	0	0	0	1
TV	0	0	0	0	0	0	0	0	0	0
Internet	34	1	2	0	0	0	0	0	4	41
Print Media – Newspaper	6	0	0	0	0	0	0	0	1	7
Word of Mouth or Phone	4	0	1	0	0	0	0	0	2	7
Written Invitation	4	0	0	0	0	0	0	0	0	4
Association, Group, Not-for-profit, or	17	0	0	0	0	0	0	0	0	17
Other	5	0	0	0	0	0	0	0	0	5

7.) How long does it take you to get to work?

	5-10 minutes	11-15 minutes	16-20 minutes	21-25 minutes	26-30 minutes	31-45 minutes	46-60 minutes	60-75 minutes	minutes	Total
Radio	0	0	0	0	0	0	0	0	0	0
TV	0	0	0	0	0	0	0	0	0	0
Internet	11	8	3	4	1	5	0	0	0	32
Print Media – Newspaper	0	0	0	0	1	0	2	0	0	3
Word of Mouth or Phone	2	1	0	0	1	0	0	1	0	5
Written Invitation	2	0	1	0	0	2	0	0	0	5
Association, Group, Not-for-profit, or	6	4	0	3	0	2	0	0	0	15
Other	2	1	0	0	0	1	0	0	0	4

8.) What is the population of the 7 County Central Florida Region?

	2.5 million	3.5 million	4.5 million	5.5 million	Total
Radio	0	0	0	0	0
TV	0	0	0	0	0
Internet	4	8	16	9	37
Print Media – Newspaper	0	1	3	2	6
Word of Mouth or Phone	0	4	0	1	5
Written Invitation	0	3	0	2	5
Recommendation or Notice by Association, Group, Not-for-profit, or Coalition	1	6	4	3	14
Other	0	2	2	1	5

9.) What is the projected population of Central Florida in 2020?

	2.8 million	3.8 million	4.8 million	5.8 million	Total
Radio	0	0	1	0	1
TV	0	0	0	0	0
Internet	0	0	22	22	44
Print Media – Newspaper	0	1	3	1	5
Word of Mouth or Phone	0	0	1	5	6
Written Invitation	0	0	1	4	5
Recommendation or Notice by Association, Group, Not-for-profit, or Coalition	0	0	7	9	16
Other	0	0	2	3	5

10.) What is the projected population of Central Florida in 2050?

	3.1 million	5.1 million	7.1 million	9.1 million	Total
Radio	0	0	1	0	1
TV	0	0	0	0	0
Internet	0	6	34	6	46
Print Media – Newspaper	0	1	3	1	5
Word of Mouth or Phone	0	0	7	0	7
Written Invitation	0	0	4	0	4
Recommendation or Notice by Association, Group, Not-for-profit, or Coalition	0	2	13	2	17
Other	0	0	3	2	5

11.) Why are you here – Best Answer?

	I care about the future of my neighborhood	I care about protecting the environment	I care about how we grow as a county	I care about how we grow in relation to the region	I want our county to be more economically competitive	I want to network with leaders and members of my community	I care about education	Other	Total
Radio	0	0	1	0	0	0	0	0	1
TV	0	0	0	0	0	0	0	0	0
Internet	7	10	17	8	2	3	1	2	50
Print Media – Newspaper	1	2	3	1	0	0	0	0	7
Word of Mouth or Phone	0	4	0	1	0	0	1	1	7
Written Invitation	0	0	2	0	1	0	0	1	4
Recommendation or Notice by Association, Group, Not-for-profit, or Coalition	1	5	7	1	1	0	0	2	17
Other	0	0	3	1	0	0	0	1	5

12.) How informed am I about myregion.org? Scale of 1 to 5, 5 well informed and 1 know almost nothing

	Know almost nothing	Little knowledge	Moderate knowledge	Well informed	Total
Radio	0	0	0	1	1
TV	0	0	0	0	0
Internet	8	11	15	14	48
Print Media – Newspaper	5	1	0	0	6
Word of Mouth or Phone	1	1	2	2	6
Written Invitation	1	0	1	3	5
Recommendation or Notice by Association, Group, Not-for-profit, or Coalition	3	5	3	5	16
Other	1	1	1	2	5

13.) How informed am I about growth planning and priorities in Volusia?

	Know almost nothing	Little knowledge	Moderate knowledge	Well informed	Total
Radio	0	0	0	1	1
TV	0	0	0	0	0
Internet	1	10	17	19	47
Print Media – Newspaper	0	2	3	1	6
Word of Mouth or Phone	0	2	1	3	6
Written Invitation	0	1	2	1	4
Recommendation or Notice by Association, Group, Not-for-profit, or Coalition	0	3	2	11	16
Other	0	0	2	3	5

14.) Do you support minimum environmental standards countywide?

	Yes	No	Undecided	Uninformed	Total
Radio	1	0	0	0	1
TV	0	0	0	0	0
Internet	42	3	1	2	48
Print Media – Newspaper	6	0	0	1	7
Word of Mouth or Phone	4	0	2	0	6
Written Invitation	4	0	1	0	5
Recommendation or Notice by Association, Group, Not-for-profit, or Coalition	12	2	1	0	15
Other	4	0	0	0	4

15.) Do you believe protecting natural areas will benefit your quality of life?

	Yes	No	Undecided	Uninformed	Total
Radio	1	0	0	0	1
TV	0	0	0	0	0
Internet	44	0	1	0	45
Print Media – Newspaper	7	0	0	0	7
Word of Mouth or Phone	6	0	0	0	6
Written Invitation	3	1	0	0	4
Recommendation or Notice by Association, Group, Not-for-profit, or Coalition	14	1	1	0	16
Other	5	0	0	0	5

16.) Do you support smart growth tools such as transfer of development rights to protect rural and natural areas?

	Yes	No	Undecided	Uninformed	Total
Radio	1	0	0	0	1
TV	0	0	0	0	0
Internet	32	5	4	1	42
Print Media – Newspaper	1	2	1	1	5
Word of Mouth or Phone	2	1	2	1	6
Written Invitation	3	0	0	1	4
Recommendation or Notice by Association, Group, Not-for-profit, or Coalition	10	0	3	2	15
Other	4	0	0	1	5

17.) Re-poll: How long does it take you to get to work?

	0-5 minutes	5-10 minutes	11-15 minutes	16-20 minutes	21-25 minutes	26-30 minutes	31-45 minutes	46-60 minutes	60-75 minutes	Do not Work	Total
Radio	1	0	0	0	0	0	0	0	0	0	1
TV	0	0	0	0	0	0	0	0	0	0	0
Internet	9	8	4	3	2	1	4	1	0	8	40
Print Media – Newspaper	2	0	0	0	0	1	0	2	0	3	8
Word of Mouth or Phone	0	1	2	0	0	2	0	0	1	0	6
Written Invitation	0	2	0	1	0	0	1	0	0	0	4
Association, Group, Not-for-profit, or Coalition	4	3	3	0	3	0	2	0	0	0	15
Other	2	1	1	0	0	0	0	0	0	0	4

18.) What is the population of Volusia County?

	390,000	490,000	590,000	690,000	Total
Radio	0	1	0	0	1
TV	0	0	0	0	0
Internet	6	30	5	0	41
Print Media – Newspaper	4	3	0	0	7
Word of Mouth or Phone	2	2	1	0	5
Written Invitation	0	3	0	0	3
Recommendation or Notice by Association, Group, Not-for-profit, or Coalition	4	10	2	0	16
Other	1	3	1	0	5

19.) What is the projected population of Volusia County in 2020?

	333,000	533,000	633,000	733,000	Total
Radio	0	0	1	0	1
TV	0	0	0	0	0
Internet	0	11	26	2	39
Print Media – Newspaper	0	4	1	1	6
Word of Mouth or Phone	0	3	1	3	7
Written Invitation	0	1	1	2	4
Recommendation or Notice by Association, Group, Not-for-profit, or Coalition	0	4	11	1	16
Other	0	0	4	1	5

20.) What is the projected population of Volusia County in 2050?

	574,000	674,000	774,000	874,000	Total
Radio	0	0	0	1	1
TV	0	0	0	0	0
Internet	0	2	29	10	41
Print Media – Newspaper	0	0	5	1	6
Word of Mouth or Phone	0	0	5	2	7
Written Invitation	0	0	4	0	4
Recommendation or Notice by Association, Group, Not-for-profit, or Coalition	0	1	7	7	15
Other	0	1	1	3	5

21.) Do you believe sustainable communities will support a strong local economy?

	Yes	No	Don't Know	Total
Radio	1	0	0	1
TV	0	0	0	0
Internet	31	4	10	45
Print Media – Newspaper	6	0	0	6
Word of Mouth or Phone	5	1	0	6
Written Invitation	3	0	1	4
Association, Group, Not-for-profit, or	12	0	2	14
Other	4	0	1	5

22.) How many days per month do you leave the borders of Volusia for commercial, educational, entertainment, healthcare or other activities?

	0	1-5	6-10	11-15	16-20	21-25	25-30	31 and up.	Total
Radio	0	0	1	0	0	0	0	0	1
TV	0	0	0	0	0	0	0	0	0
Internet	7	25	3	6	0	0	1	0	42
Print Media – Newspaper	2	3	1	0	0	0	0	0	6
Word of Mouth or Phone	0	5	0	1	0	0	0	1	7
Written Invitation	0	3	0	0	0	0	0	0	3
Recommendation or Notice by Association, Group, Not-for-profit, or Coalition	0	9	4	1	0	1	0	0	15
Other	0	1	3	0	0	0	1	0	5

23.) Where do you reside?

	East Volusia	West Volusia	Volusia	Total
Radio	1	0	0	1
TV	0	0	0	0
Internet	22	19	1	42
Print Media – Newspaper	4	1	1	6
Word of Mouth or Phone	2	3	1	6
Written Invitation	3	1	0	4
Recommendation or Notice by Association, Group, Not-for-profit, or Coalition	7	8	0	15
Other	1	3	0	4

24.) What is VCOG:

	Operating Group	of Gerontologists	of Governments	on Growth	Total
Radio	0	0	1	0	1
TV	0	0	0	0	0
Internet	0	3	37	3	43
Print Media – Newspaper	0	0	6	0	6
Word of Mouth or Phone	0	0	7	0	7
Written Invitation	0	1	4	0	5
Recommendation or Notice by Association, Group, Not-for-profit, or Coalition	0	1	16	0	17
Other	0	0	5	0	5

25.) Accelerating deployment of the right transportation technology will make a difference in achieving a sustainable future

	Yes	No	Unsure	Uninformed	Total
Radio	1	0	0	0	1
TV	0	0	0	0	0
Internet	38	2	4	1	45
Print Media – Newspaper	4	1	1	0	6
Word of Mouth or Phone	6	1	0	0	7
Written Invitation	3	0	1	1	5
Recommendation or Notice by Association, Group, Not-for-profit, or Coalition	18	0	0	0	18
Other	3	0	0	0	3

26.) Commuter rail is a vital component of our sustainable community

	Yes	No	Unsure	Uninformed	Total
Radio	1	0	0	0	1
TV	0	0	0	0	0
Internet	42	4	3	0	49
Print Media – Newspaper	4	2	2	0	8
Word of Mouth or Phone	6	1	1	0	8
Written Invitation	3	1	1	0	5
Recommendation or Notice by Association, Group, Not-for-profit, or Coalition	13	0	4	0	17
Other	4	0	0	0	4

27.) I understand how A & B operate and what scenarios they represent

	Yes	No	Unsure	Uninformed	Total
Radio	1	0	0	0	1
TV	0	0	0	0	0
Internet	30	6	13	1	50
Print Media – Newspaper	4	0	3	1	8
Word of Mouth or Phone	5	0	3	0	8
Written Invitation	4	0	1	0	5
Recommendation or Notice by Association, Group, Not-for-profit, or Coalition	9	1	5	1	16
Other	2	1	1	0	4

28.) Communicating the complexity of systems and infrastructure is our most serious barrier to success

	Yes	No	Unsure	Uninformed	Total
Radio	1	0	0	0	1
TV	0	0	0	0	0
Internet	34	12	4	0	50
Print Media – Newspaper	5	1	1	0	7
Word of Mouth or Phone	5	0	3	0	8
Written Invitation	3	2	0	0	5
Recommendation or Notice by Association, Group, Not-for-profit, or Coalition	12	4	0	0	16
Other	2	1	1	0	4

29.) We can't achieve our vision without culture change

	Agree	Disagree	Unsure	Uninformed	Total
Radio	1	0	0	0	1
TV	0	0	0	0	0
Internet	44	5	1	0	50
Print Media – Newspaper	6	2	0	0	8
Word of Mouth or Phone	8	0	0	0	8
Written Invitation	4	0	0	0	4
Recommendation or Notice by Association, Group, Not-for-profit, or Coalition	14	1	1	0	16
Other	3	1	0	0	4

30.) Achieving our vision requires:

	World class K-12 performance	Best in nation	Best in Florida	Best in region	Stay the same	Not a factor	Total
Radio	0	0	1	0	0	0	1
TV	0	0	0	0	0	0	0
Internet	9	7	14	11	1	7	49
Print Media – Newspaper	1	2	2	2	0	1	8
Word of Mouth or Phone	1	3	3	1	0	0	8
Written Invitation	0	2	2	1	0	0	5
Recommendation or Notice by Association, Group, Not-for-profit, or Coalition	6	4	2	3	0	2	17
Other	4	0	0	0	0	0	4

31.) I want to keep up with this effort

	Yes	No	Unsure	Uninformed	Total
Radio	1	0	0	0	1
TV	0	0	0	0	0
Internet	49	1	0	0	50
Print Media – Newspaper	7	0	0	0	7
Word of Mouth or Phone	7	0	0	0	7
Written Invitation	4	0	1	0	5
Recommendation or Notice by Association, Group, Not-for-profit, or Coalition	17	0	0	0	17
Other	4	0	0	0	4

32.) What is the most important and credible message for your neighbor?

	We can achieve our vision for low or no cost	Our community governments can and are working together	Our community is behind the vision	Other communities have or are doing this with success	Our region cares	State policy and regulations are supportive	Other	Total
Radio	0	1	0	0	0	0	0	1
TV	0	0	0	0	0	0	0	0
Internet	0	20	3	11	7	1	8	50
Print Media – Newspaper	0	2	1	0	2	0	2	7
Word of Mouth or Phone	0	5	1	1	0	0	1	8
Written Invitation	0	1	0	1	2	0	1	5
Recommendation or Notice by Association, Group, Not-for-profit, or Coalition	0	7	2	1	2	0	4	16
Other	0	1	0	1	0	0	1	3

33.) Would you pay the extra money to bypass congestion?

	Yes	No	Unsure	Uninformed	Total
Radio	1	0	0	0	1
TV	0	0	0	0	0
Internet	40	6	5	0	51
Print Media – Newspaper	5	3	0	0	8
Word of Mouth or Phone	5	2	1	0	8
Written Invitation	3	0	2	0	5
Recommendation or Notice by Association, Group, Not-for-profit, or Coalition	12	1	2	0	15
Other	3	2	0	0	5

34.) How informed am I about myregion.org? Scale of 1 to 4, 4 well informed and 1 know almost nothing

	Know almost nothing	Little knowledge	Moderate knowledge	Well informed	Total
Radio	0	0	0	1	1
TV	0	0	0	0	0
Internet	1	6	27	18	52
Print Media – Newspaper	2	1	3	1	7
Word of Mouth or Phone	0	1	3	4	8
Written Invitation	0	0	2	3	5
Recommendation or Notice by Association, Group, Not-for-profit, or Coalition	1	3	5	7	16
Other	0	0	1	2	3

35.) How informed am I about growth planning and priorities in Volusia?

	Know almost nothing	Little knowledge	Moderate knowledge	Well informed	Total
Radio	0	0	0	1	1
TV	0	0	0	0	0
Internet	0	2	25	23	50
Print Media – Newspaper	0	0	3	3	6
Word of Mouth or Phone	0	0	3	5	8
Written Invitation	0	0	3	2	5
Recommendation or Notice by Association, Group, Not-for-profit, or Coalition	0	1	5	11	17
Other	0	0	1	3	4

36.) Do you support minimum environmental standards countywide?

	Yes	No	Undecided	Uninformed	Total
Radio	1	0	0	0	1
TV	0	0	0	0	0
Internet	47	1	2	0	50
Print Media – Newspaper	6	0	0	0	6
Word of Mouth or Phone	7	1	0	0	8
Written Invitation	4	0	0	0	4
Recommendation or Notice by Association, Group, Not-for-profit, or Coalition	13	1	2	0	16
Other	4	0	0	0	4

37.) Do you believe protecting natural areas will benefit your quality of life?

	Yes	No	Undecided	Uninformed	Total
Radio	1	0	0	0	1
TV	0	0	0	0	0
Internet	49	0	0	0	49
Print Media – Newspaper	7	0	0	0	7
Word of Mouth or Phone	8	0	0	0	8
Written Invitation	5	0	0	0	5
Association, Group, Not-for-profit, or	15	2	0	0	17
Other	5	0	0	0	5

38.) Do you support smart growth tools such as transfer of development rights to protect rural and natural areas?

	Yes	No	Undecided	Uninformed	Total
Radio	1	0	0	0	1
TV	0	0	0	0	0
Internet	36	3	12	0	51
Print Media – Newspaper	4	1	3	0	8
Word of Mouth or Phone	5	0	3	0	8
Written Invitation	4	0	1	0	5
Association, Group, Not-for-profit, or	14	2	0	1	17
Other	3	1	1	0	5

39.) How did you hear about this Summit?

	Radio	TV	Internet	Print Media – Newspaper	Word of Mouth or Phone	Written Invitation	Recommendati on or Notice by Association, Group, Not-for- profit, or Coalition	Other	Total
Radio	1	0	0	0	0	0	0	0	1
TV	0	0	0	0	0	0	0	0	0
Internet	0	0	19	1	2	7	11	1	41
Print Media – Newspaper	0	0	0	7	0	0	0	0	7
Word of Mouth or Phone	0	0	0	0	7	0	0	0	7
Written Invitation	0	0	0	0	0	5	0	0	5
Recommendation or Notice by Association, Group, Not-for-profit, or Coalition	0	0	1	0	0	2	14	0	17
Other	0	0	0	0	0	1	1	3	5

40.) How did you hear about this Summit?

	Radio	TV	Internet	Print Media – Newspaper	Word of Mouth or Phone	Written Invitation	Recommendati on or Notice by Association, Group, Not-for- profit, or Coalition	Other	Total
Radio	1	0	0	0	0	0	0	0	1
TV	0	0	0	0	0	0	0	0	0
Internet	0	0	52	0	0	0	0	0	52
Print Media – Newspaper	0	0	0	8	0	0	0	0	8
Word of Mouth or Phone	0	0	0	0	8	0	0	0	8
Written Invitation	0	0	0	0	0	5	0	0	5
Recommendation or Notice by Association, Group, Not-for-profit, or Coalition	0	0	0	0	0	0	18	0	18
Other	0	0	0	0	0	0	0	5	5

41.) I Feel I have improved access to data and information going forward

	Yes	No	no change	unsure	Total
Radio	1	0	0	0	1
TV	0	0	0	0	0
Internet	43	0	7	2	52
Print Media – Newspaper	6	1	0	0	7
Word of Mouth or Phone	7	0	1	0	8
Written Invitation	4	0	1	0	5
Recommendation or Notice by Association, Group, Not-for-profit, or Coalition	15	0	2	0	17
Other	4	0	1	0	5

42.) I think the best way to keep up with trends, ideas, and developments regarding Voluisa’s growth is:

	Through a central web site or portal	Through general media – electronic	Print media	Radio/TV	Through VCOG Meetings	Through Summits like this	Through Written newsletters and notices	Through all partner, government, and organizational web sites	Through myregion.org	Other	Total
Radio	0	0	0	0	0	0	0	0	0	0	0
TV	0	0	0	0	0	0	0	0	0	0	0
Internet	7	4	3	0	0	7	1	6	1	0	29
Print Media – Newspaper	2	0	1	0	0	0	1	0	0	0	4
Word of Mouth or Phone	3	0	0	0	0	0	0	0	0	0	3
Written Invitation	1	0	0	0	0	0	0	1	1	0	3
Recommendation or Notice by Association, Group, Not-for-profit, or Coalition	5	0	2	0	2	1	1	1	0	0	12
Other	0	0	0	0	0	1	0	1	0	0	2

43.) I think the best way to keep up with trends, ideas, and developments regarding Voluisa's growth is:

	Through a central web site or portal	Through general media – electronic	Print media	Radio/TV	Through VCOG Meetings	Through Summits like this	Through Written newsletters and notices	through an partner, government, and organizational	Through myregion.org	Other	Total
Radio	0	1	0	0	0	0	0	0	0	0	1
TV	0	0	0	0	0	0	0	0	0	0	0
Internet	15	12	4	0	0	9	0	4	2	0	46
Print Media – Newspaper	3	0	1	0	0	1	1	0	0	0	6
Word of Mouth or Phone	3	1	0	0	0	1	0	2	0	0	7
Written Invitation	2	2	0	0	0	0	0	1	0	0	5
Recommendation or Notice by Association, Group, Not-for-profit, or Coalition	3	2	2	0	2	2	1	2	0	0	14
Other	1	0	0	0	1	1	0	1	0	0	4

44.) For me personally - The data, information, and updates provided in this summit were:

	Of no use	Of some use	Useful	Very useful	Total
Radio	0	0	0	1	1
TV	0	0	0	0	0
Internet	0	13	16	21	50
Print Media – Newspaper	0	0	4	3	7
Word of Mouth or Phone	0	1	1	6	8
Written Invitation	0	0	4	0	4
Recommendation or Notice by Association, Group, Not-for-profit, or Coalition	1	1	9	5	16
Other	0	2	2	1	5

45.) As a team, Speakers, panelists, and facilitators were:

	Poor	Fair	Good	Excellent	Total
Radio	0	0	0	1	1
TV	0	0	0	0	0
Internet	1	0	24	26	51
Print Media – Newspaper	0	0	5	3	8
Word of Mouth or Phone	0	0	1	6	7
Written Invitation	0	0	3	1	4
Recommendation or Notice by Association, Group, Not-for-profit, or Coalition	0	1	9	5	15
Other	0	1	0	4	5

46.) Workshops were:

	Poor	Fair	Good	Excellent	Total
Radio	0	0	0	1	1
TV	0	0	0	0	0
Internet	0	4	29	15	48
Print Media – Newspaper	0	0	5	3	8
Word of Mouth or Phone	0	0	4	4	8
Written Invitation	0	1	3	0	4
Recommendation or Notice by Association, Group, Not-for-profit, or Coalition	0	4	5	7	16
Other	0	0	3	2	5

47.) How did you hear about this Summit?

	Radio	TV	Internet Web site driven	Internet email from event	Internet email from colleagues	Print Media – Newspaper	Word of Mouth or Phone	Written Invitation	Recommendation or Notice by Association, Group, Not-for-profit, or Coalition	Other	Total
Radio	1	0	0	0	0	0	0	0	0	0	1
TV	0	0	0	0	0	0	0	0	0	0	0
Internet	0	0	2	28	17	0	0	0	4	1	52
Print Media – Newspaper	0	0	0	0	0	8	0	0	0	0	8
Word of Mouth or Phone	0	0	0	1	0	0	6	0	0	0	7
Written Invitation	0	0	0	1	0	0	0	3	0	0	4
Recommendation or Notice by Association, Group, Not-for-profit, or Coalition	0	0	0	2	2	0	0	0	11	1	16
Other	1	0	0	1	1	0	0	0	0	2	5

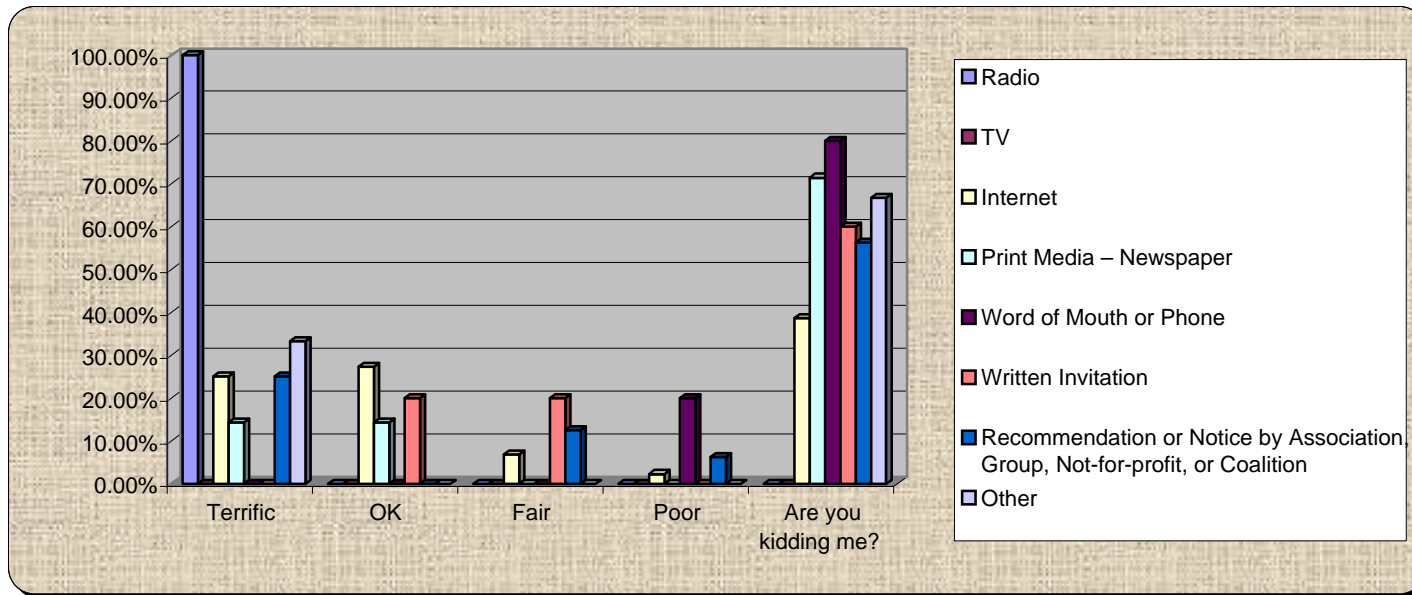
Turning Graphical Comparison

Session Name: Volusia Final Results Hear about Demo.tpz

Created: 7/3/2007 3:53 PM

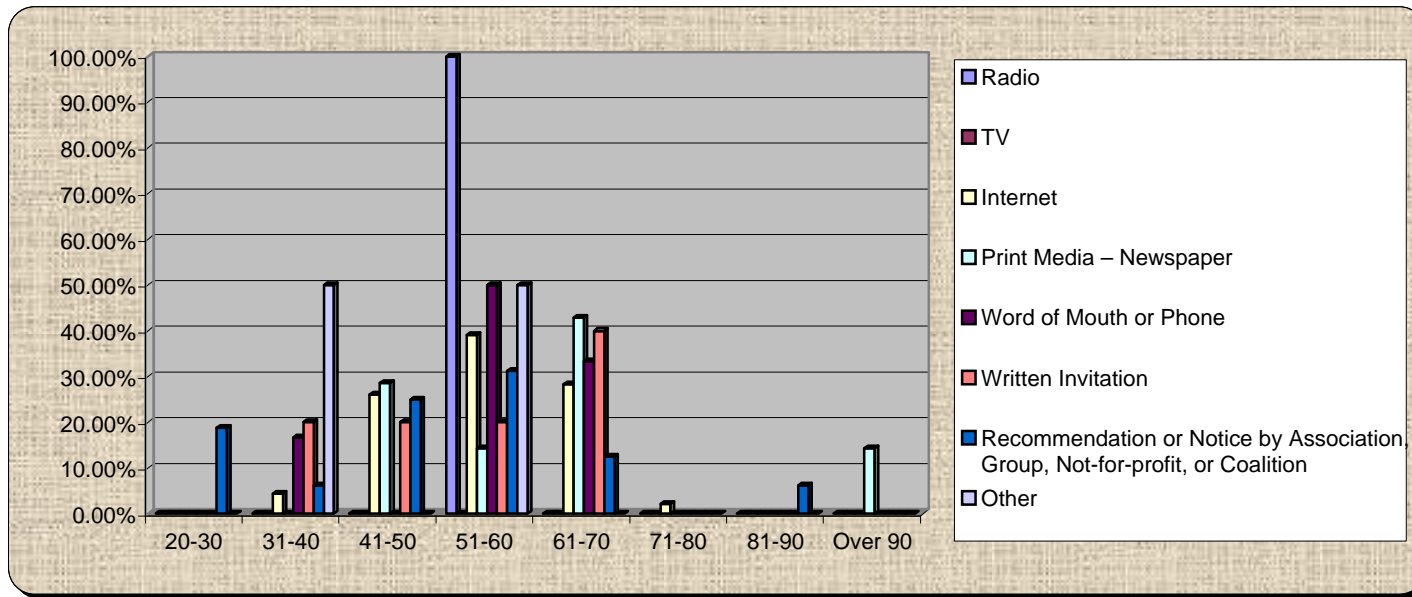
1.) How does it feel to get up to attend an event on a Saturday morning? Terrific

	Terrific	OK	Fair	Poor	Are you kidding me?
Radio	100.00%	0.00%	0.00%	0.00%	0.00%
TV	0%	0%	0%	0%	0%
Internet	25.00%	27.27%	6.82%	2.27%	38.64%
Print Media – Newspaper	14.29%	14.29%	0.00%	0.00%	71.43%
Word of Mouth or Phone	0.00%	0.00%	0.00%	20.00%	80.00%
Written Invitation	0.00%	20.00%	20.00%	0.00%	60.00%
Recommendation or Notice by Association, Group, Not-for-profit, or Coalition	25.00%	0.00%	12.50%	6.25%	56.25%
Other	33.33%	0.00%	0.00%	0.00%	66.67%



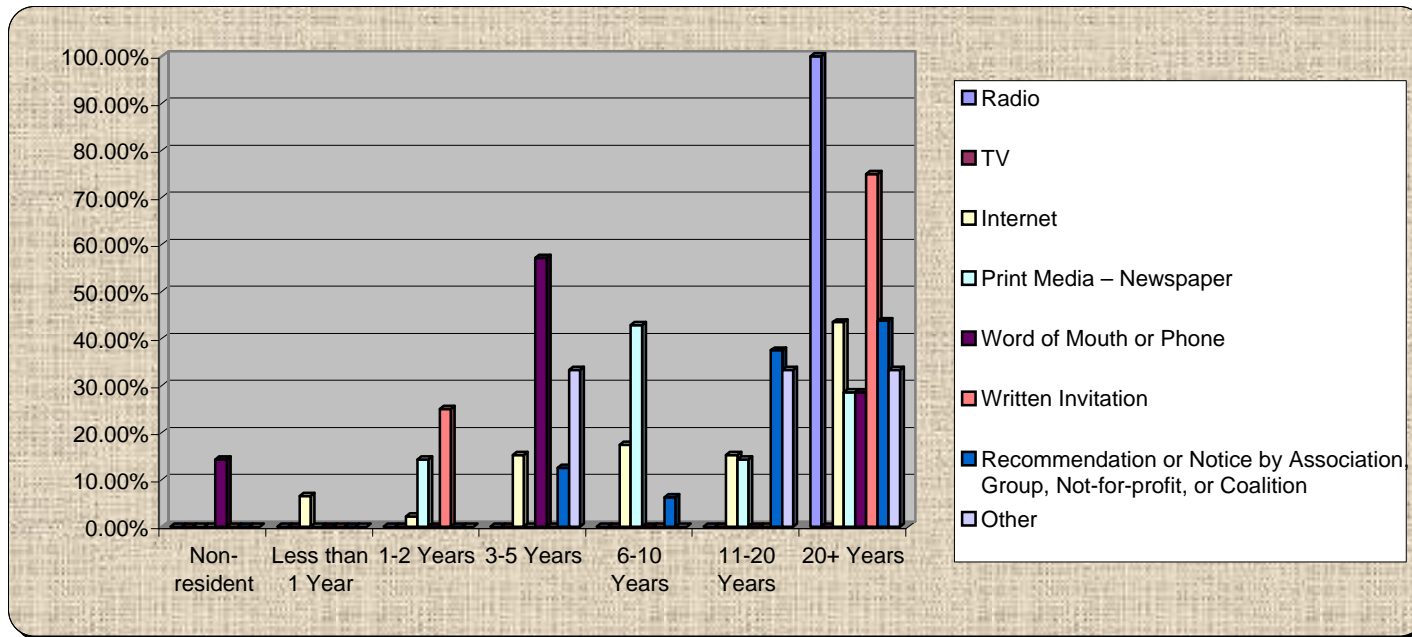
2.) What is your age?

	20-30	31-40	41-50	51-60	61-70	71-80	81-90	Over 90
Radio	0.00%	0.00%	0.00%	100.00%	0.00%	0.00%	0.00%	0.00%
TV	0%	0%	0%	0%	0%	0%	0%	0%
Internet	0.00%	4.35%	26.09%	39.13%	28.26%	2.17%	0.00%	0.00%
Print Media – Newspaper	0.00%	0.00%	28.57%	14.29%	42.86%	0.00%	0.00%	14.29%
Word of Mouth or Phone	0.00%	16.67%	0.00%	50.00%	33.33%	0.00%	0.00%	0.00%
Written Invitation	0.00%	20.00%	20.00%	20.00%	40.00%	0.00%	0.00%	0.00%
Recommendation or Notice by Association, Group, Not-for-profit, or Coalition	18.75%	6.25%	25.00%	31.25%	12.50%	0.00%	6.25%	0.00%
Other	0.00%	50.00%	0.00%	50.00%	0.00%	0.00%	0.00%	0.00%



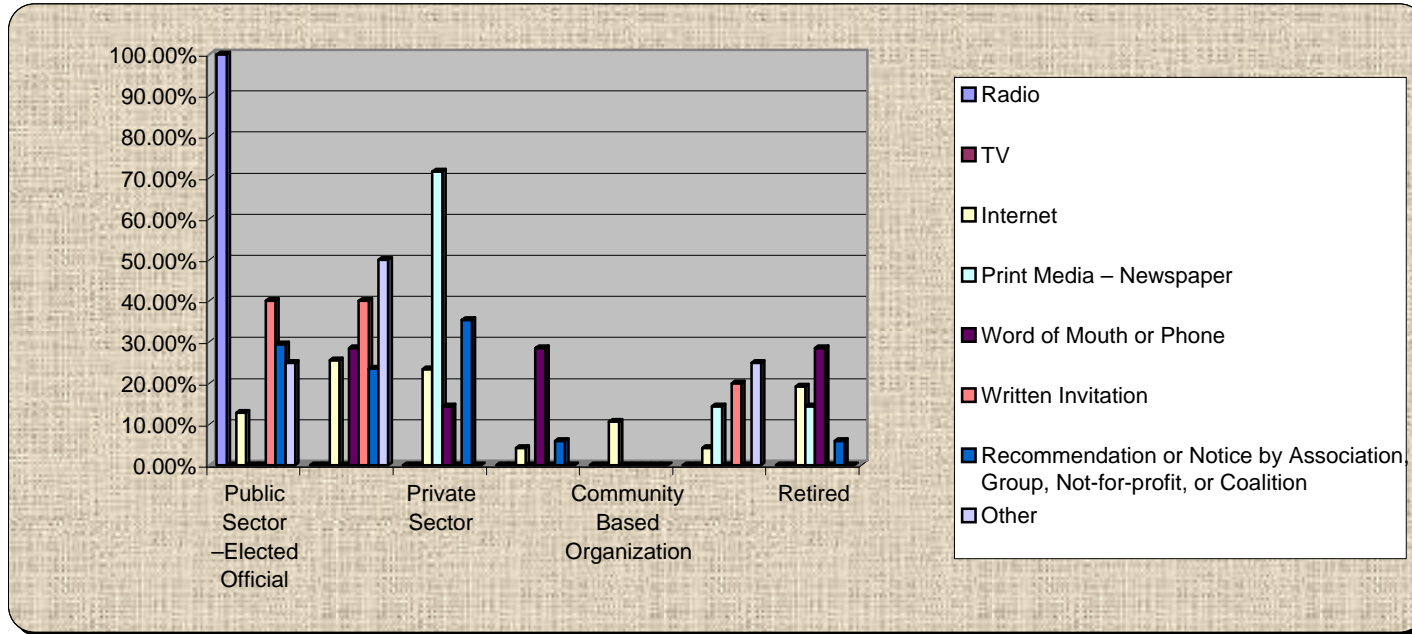
3.) How long have you lived in Volusia County?

	Non-resident	Less than 1 Year	1-2 Years	3-5 Years	6-10 Years	11-20 Years	20+ Years
Radio	0.00%	0.00%	0.00%	0.00%	0.00%	0.00%	100.00%
TV	0%	0%	0%	0%	0%	0%	0%
Internet	0.00%	6.52%	2.17%	15.22%	17.39%	15.22%	43.48%
Print Media – Newspaper	0.00%	0.00%	14.29%	0.00%	42.86%	14.29%	28.57%
Word of Mouth or Phone	14.29%	0.00%	0.00%	57.14%	0.00%	0.00%	28.57%
Written Invitation	0.00%	0.00%	25.00%	0.00%	0.00%	0.00%	75.00%
Recommendation or Notice by Association, Group, Not-for-profit, or Coalition	0.00%	0.00%	0.00%	12.50%	6.25%	37.50%	43.75%
Other	0.00%	0.00%	0.00%	33.33%	0.00%	33.33%	33.33%



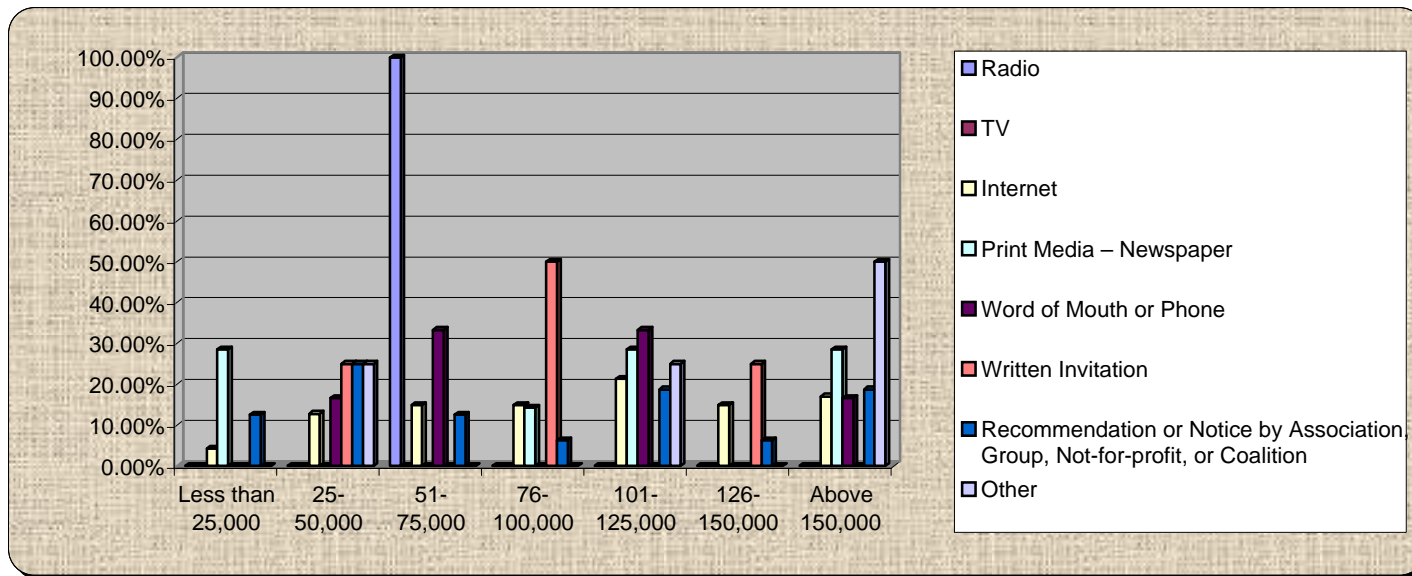
4.) What do you do for a living?

	Public Sector -Elected Official	Public Sector - Staff	Private Sector	Education	Community Based Organization	Other	Retired
Radio	100.00%	0.00%	0.00%	0.00%	0.00%	0.00%	0.00%
TV	0%	0%	0%	0%	0%	0%	0%
Internet	12.77%	25.53%	23.40%	4.26%	10.64%	4.26%	19.15%
Print Media – Newspaper	0.00%	0.00%	71.43%	0.00%	0.00%	14.29%	14.29%
Word of Mouth or Phone	0.00%	28.57%	14.29%	28.57%	0.00%	0.00%	28.57%
Written Invitation	40.00%	40.00%	0.00%	0.00%	0.00%	20.00%	0.00%
Recommendation or Notice by Association, Group, Not-for-profit, or Coalition	29.41%	23.53%	35.29%	5.88%	0.00%	0.00%	5.88%
Other	25.00%	50.00%	0.00%	0.00%	0.00%	25.00%	0.00%



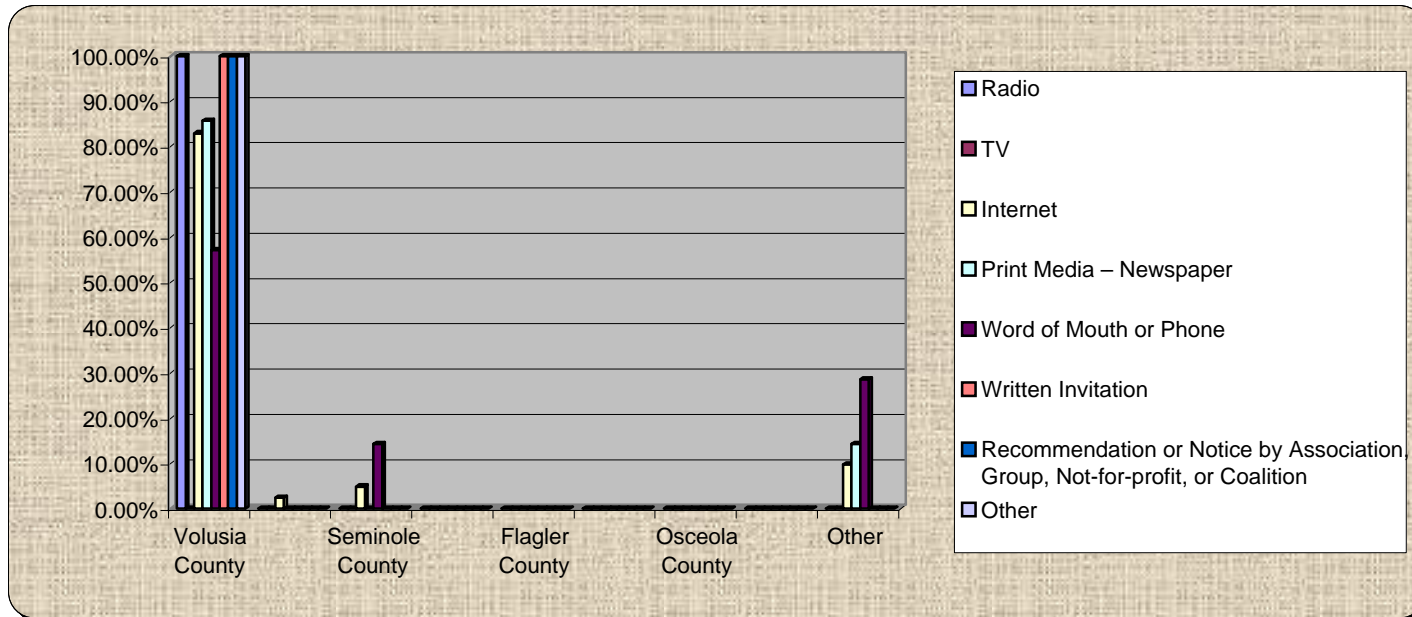
5.) Annual Income?

	Less than 25,000	25-50,000	51-75,000	76-100,000	101-125,000	126-150,000	Above 150,000
Radio	0.00%	0.00%	100.00%	0.00%	0.00%	0.00%	0.00%
TV	0%	0%	0%	0%	0%	0%	0%
Internet	4.26%	12.77%	14.89%	14.89%	21.28%	14.89%	17.02%
Print Media – Newspaper	28.57%	0.00%	0.00%	14.29%	28.57%	0.00%	28.57%
Word of Mouth or Phone	0.00%	16.67%	33.33%	0.00%	33.33%	0.00%	16.67%
Written Invitation	0.00%	25.00%	0.00%	50.00%	0.00%	25.00%	0.00%
Recommendation or Notice by Association, Group, Not-for-profit, or Coalition	12.50%	25.00%	12.50%	6.25%	18.75%	6.25%	18.75%
Other	0.00%	25.00%	0.00%	0.00%	25.00%	0.00%	50.00%



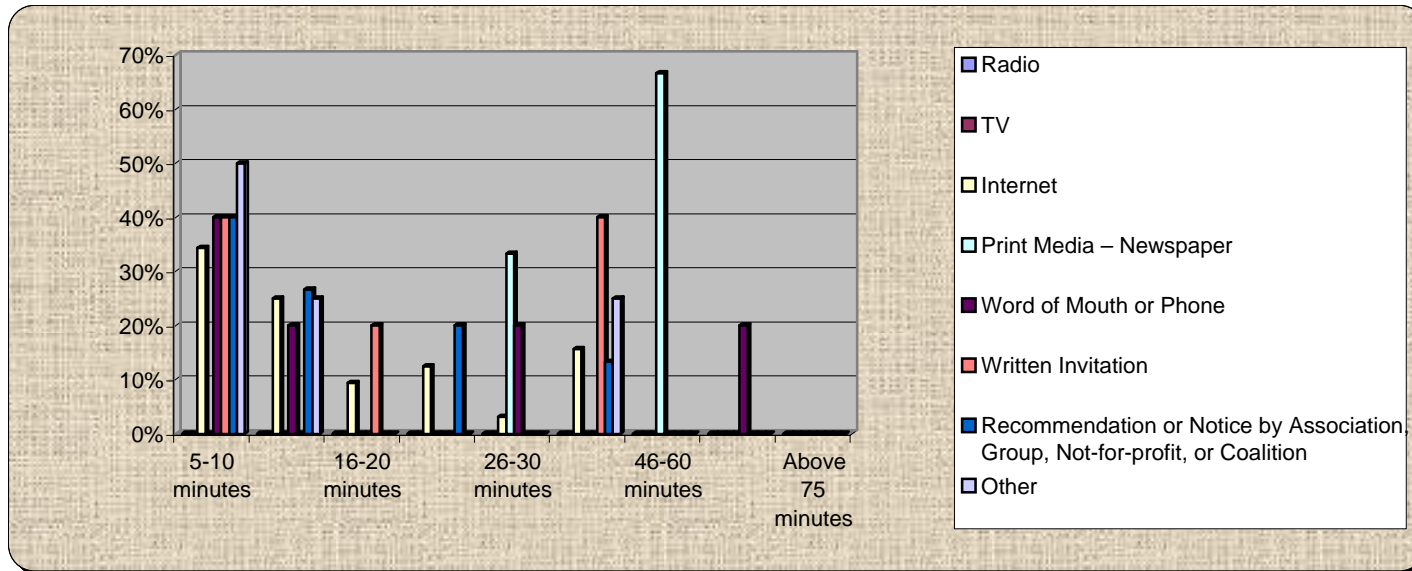
6.) Where do you work?

	Volusia County	Orange County	Seminole County	Brevard County	Flagler County	Lake County	Osceola County	Duval County	Other
Radio	100.00%	0.00%	0.00%	0.00%	0.00%	0.00%	0.00%	0.00%	0.00%
TV	0%	0%	0%	0%	0%	0%	0%	0%	0%
Internet	82.93%	2.44%	4.88%	0.00%	0.00%	0.00%	0.00%	0.00%	9.76%
Print Media – Newspaper	85.71%	0.00%	0.00%	0.00%	0.00%	0.00%	0.00%	0.00%	14.29%
Word of Mouth or Phone	57.14%	0.00%	14.29%	0.00%	0.00%	0.00%	0.00%	0.00%	28.57%
Written Invitation	100.00%	0.00%	0.00%	0.00%	0.00%	0.00%	0.00%	0.00%	0.00%
Recommendation or Notice by Association, Group, Not-for-profit, or Coalition	100.00%	0.00%	0.00%	0.00%	0.00%	0.00%	0.00%	0.00%	0.00%
Other	100.00%	0.00%	0.00%	0.00%	0.00%	0.00%	0.00%	0.00%	0.00%



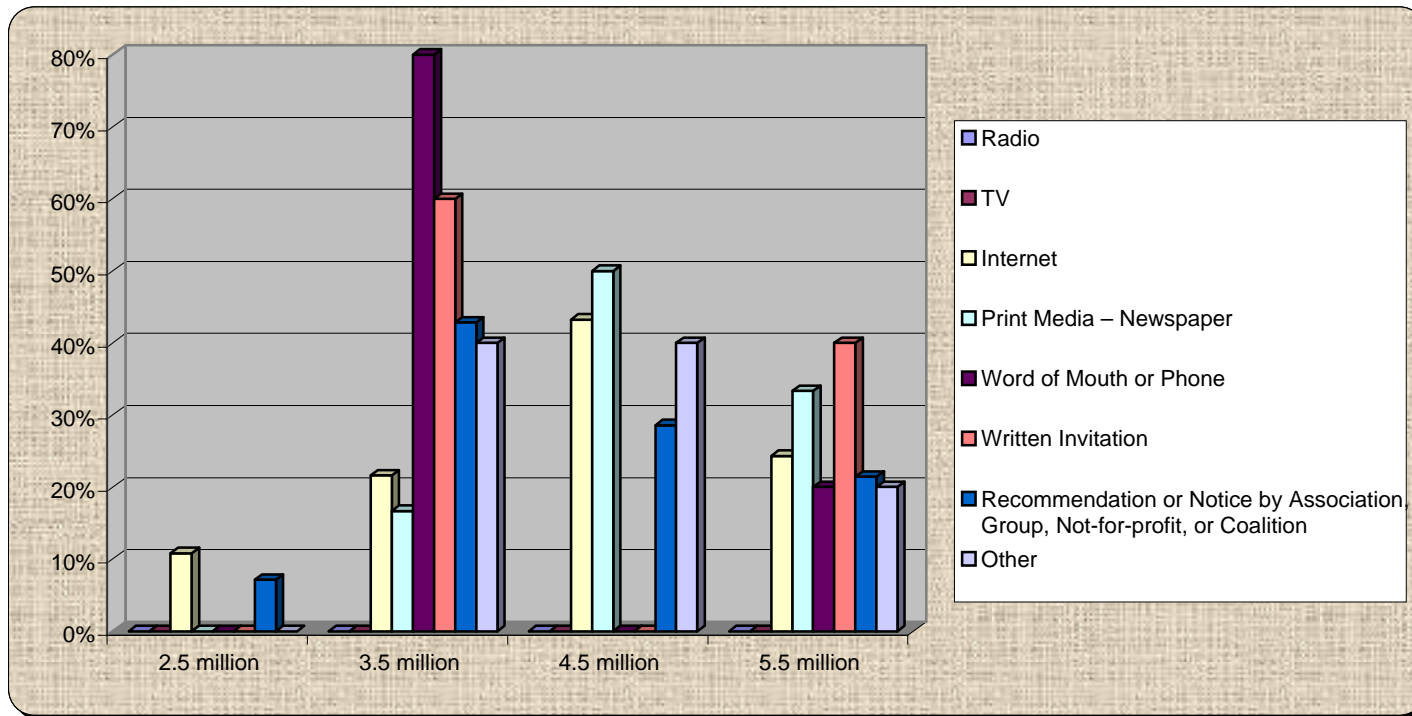
7.) How long does it take you to get to work?

	5-10 minutes	11-15 minutes	16-20 minutes	21-25 minutes	26-30 minutes	31-45 minutes	46-60 minutes	60-75 minutes	Above 75 minutes
Radio	0%	0%	0%	0%	0%	0%	0%	0%	0%
TV	0%	0%	0%	0%	0%	0%	0%	0%	0%
Internet	34.38%	25.00%	9.38%	12.50%	3.13%	15.63%	0.00%	0.00%	0.00%
Print Media – Newspaper	0.00%	0.00%	0.00%	0.00%	33.33%	0.00%	66.67%	0.00%	0.00%
Word of Mouth or Phone	40.00%	20.00%	0.00%	0.00%	20.00%	0.00%	0.00%	20.00%	0.00%
Written Invitation	40.00%	0.00%	20.00%	0.00%	0.00%	40.00%	0.00%	0.00%	0.00%
Recommendation or Notice by Association, Group, Not-for-profit, or Coalition	40.00%	26.67%	0.00%	20.00%	0.00%	13.33%	0.00%	0.00%	0.00%
Other	50.00%	25.00%	0.00%	0.00%	0.00%	25.00%	0.00%	0.00%	0.00%



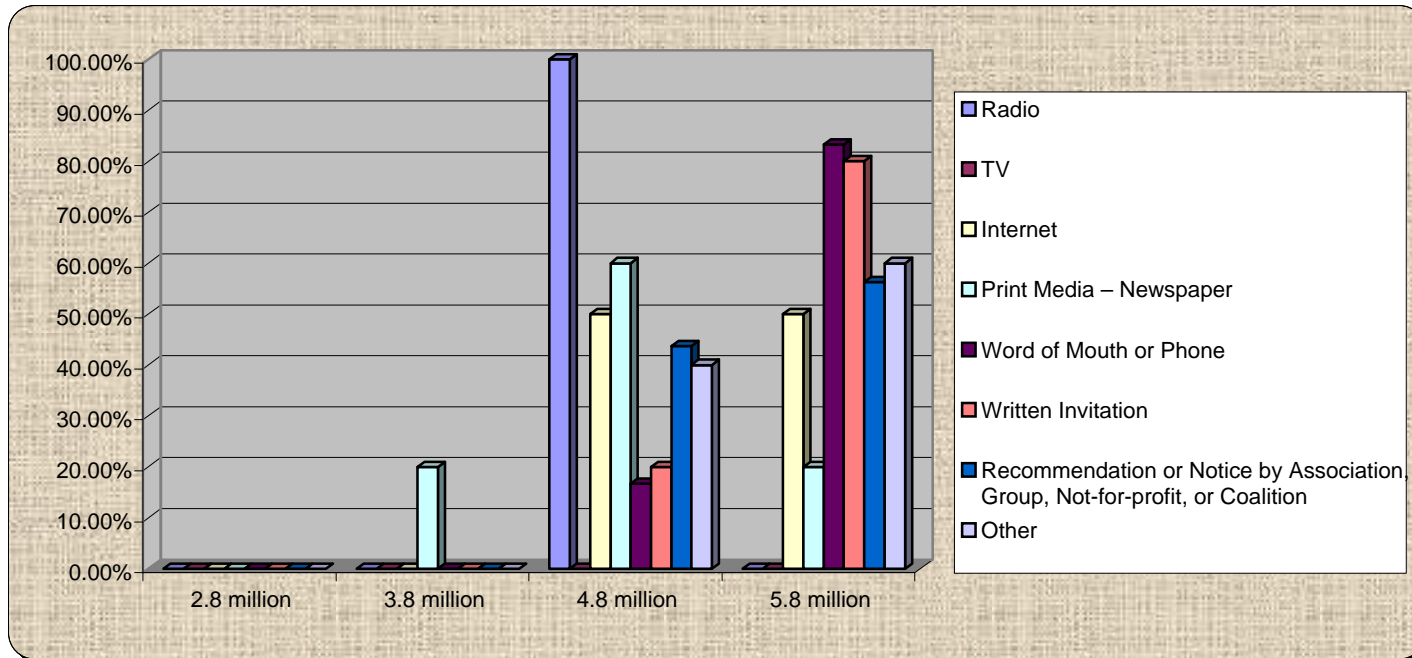
8.) What is the population of the 7 County Central Florida Region?

	2.5 million	3.5 million	4.5 million	5.5 million
Radio	0%	0%	0%	0%
TV	0%	0%	0%	0%
Internet	10.81%	21.62%	43.24%	24.32%
Print Media – Newspaper	0.00%	16.67%	50.00%	33.33%
Word of Mouth or Phone	0.00%	80.00%	0.00%	20.00%
Written Invitation	0.00%	60.00%	0.00%	40.00%
Recommendation or Notice by Association, Group, Not-for-profit, or Coalition	7.14%	42.86%	28.57%	21.43%
Other	0.00%	40.00%	40.00%	20.00%

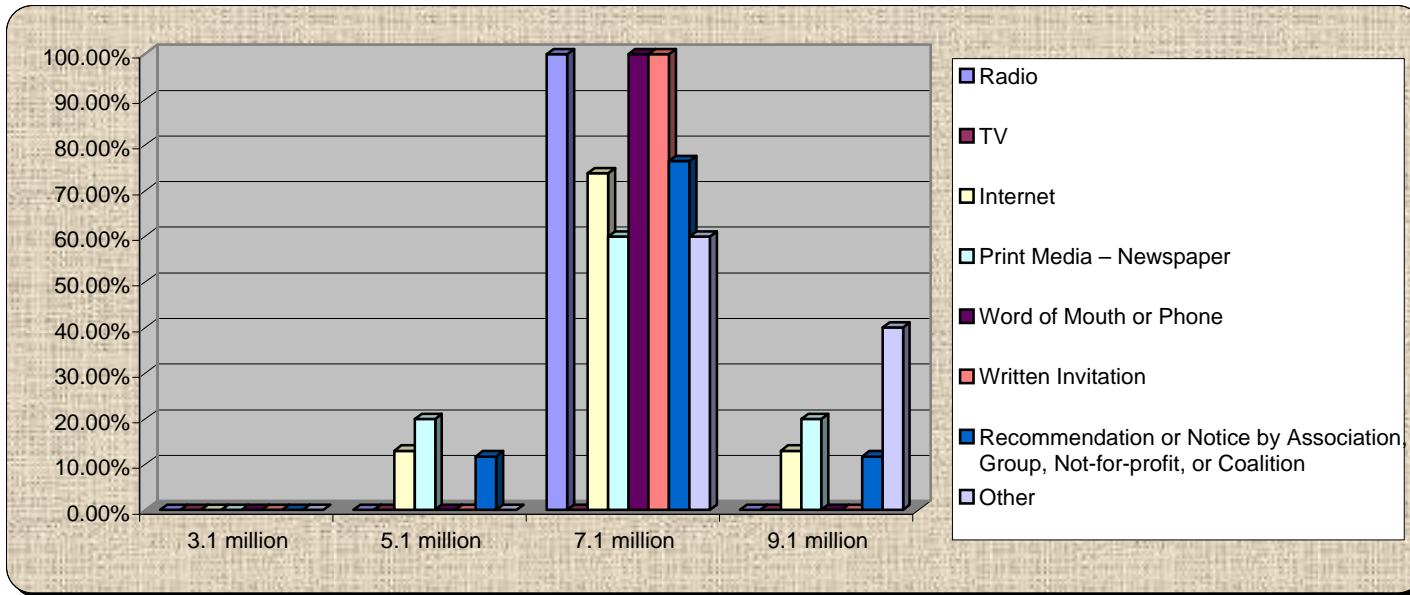


9.) What is the projected population of Central Florida in 2020?

	2.8 million	3.8 million	4.8 million	5.8 million
Radio	0.00%	0.00%	100.00%	0.00%
TV	0%	0%	0%	0%
Internet	0.00%	0.00%	50.00%	50.00%
Print Media – Newspaper	0.00%	20.00%	60.00%	20.00%
Word of Mouth or Phone	0.00%	0.00%	16.67%	83.33%
Written Invitation	0.00%	0.00%	20.00%	80.00%
Recommendation or Notice by Association, Group, Not-for-profit, or Coalition	0.00%	0.00%	43.75%	56.25%
Other	0.00%	0.00%	40.00%	60.00%

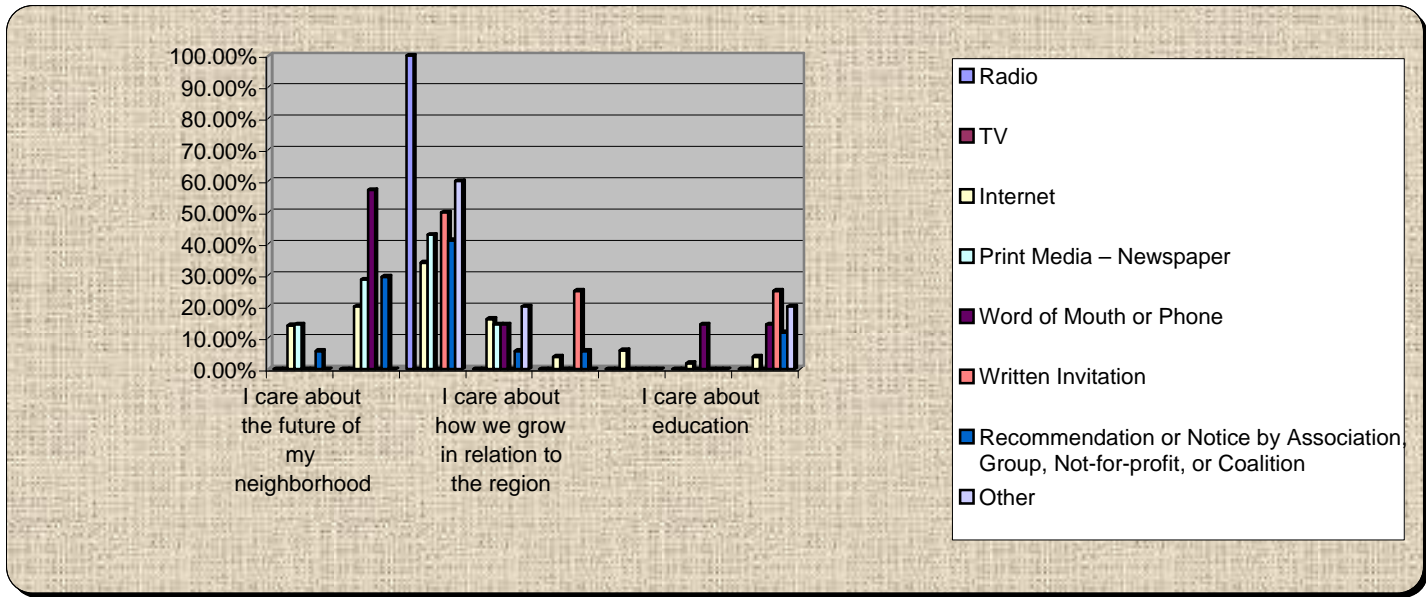


	3.1 million	5.1 million	7.1 million	9.1 million
Radio	0.00%	0.00%	100.00%	0.00%
TV	0%	0%	0%	0%
Internet	0.00%	13.04%	73.91%	13.04%
Print Media – Newspaper	0.00%	20.00%	60.00%	20.00%
Word of Mouth or Phone	0.00%	0.00%	100.00%	0.00%
Written Invitation	0.00%	0.00%	100.00%	0.00%
Recommendation or Notice by Association, Group, Not-for-profit, or Coalition	0.00%	11.76%	76.47%	11.76%
Other	0.00%	0.00%	60.00%	40.00%



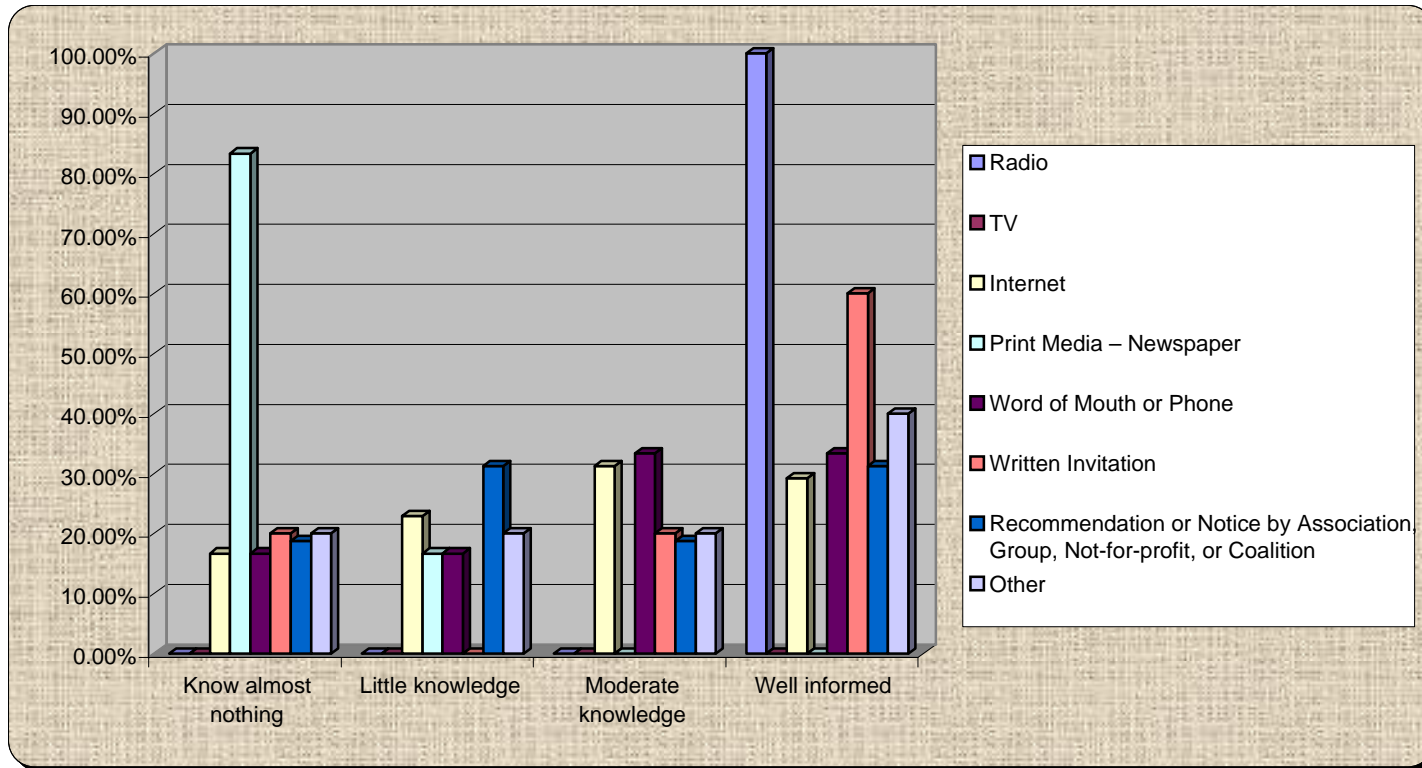
11.) Why are you here – Best Answer?

	I care about the future of my neighborhood	I care about protecting the environment	I care about how we grow as a county	I care about how we grow in relation to the region	I want our county to be more economically competitive	I want to network with leaders and members of my community	I care about education	Other
TV	0%	0%	0%	0%	0%	0%	0%	0%
Internet	14.00%	20.00%	34.00%	16.00%	4.00%	6.00%	2.00%	4.00%
Print Media – Newspaper	14.29%	28.57%	42.86%	14.29%	0.00%	0.00%	0.00%	0.00%
Word of Mouth or Phone	0.00%	57.14%	0.00%	14.29%	0.00%	0.00%	14.29%	14.29%
Written Invitation	0.00%	0.00%	50.00%	0.00%	25.00%	0.00%	0.00%	25.00%
Recommendation or Notice by Association, Group, Not-for-profit, or Coalition	5.88%	29.41%	41.18%	5.88%	5.88%	0.00%	0.00%	11.76%
Other	0.00%	0.00%	60.00%	20.00%	0.00%	0.00%	0.00%	20.00%



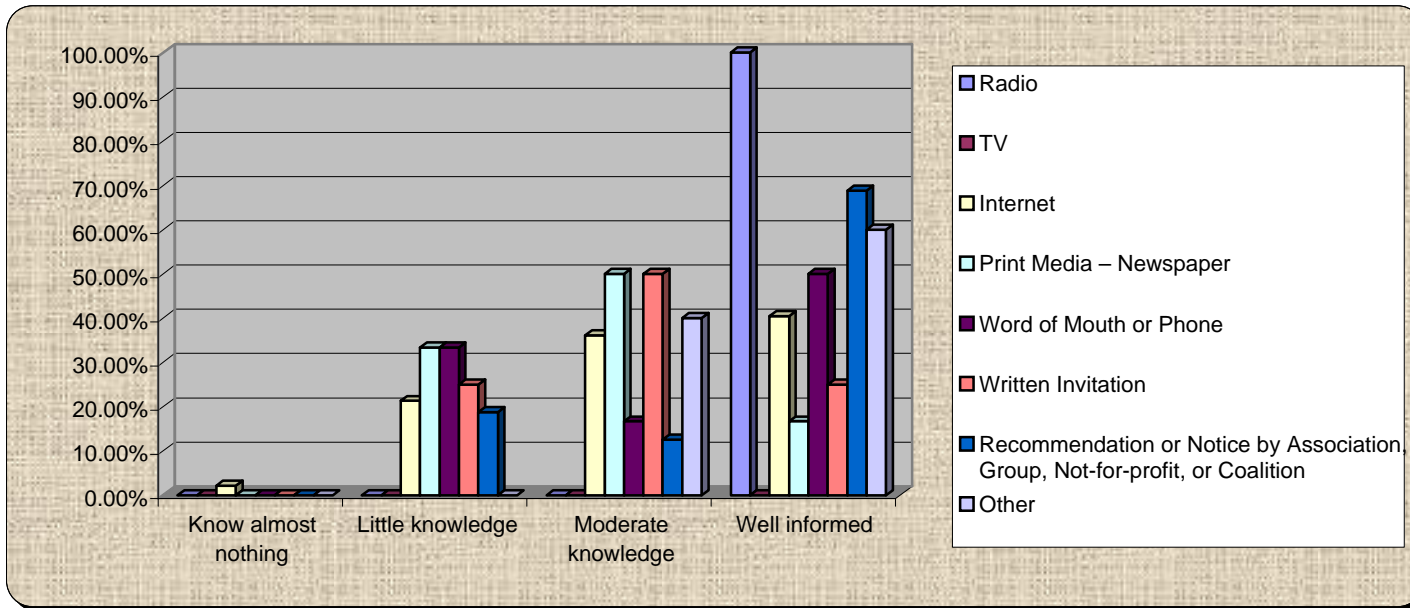
12.) How informed am I about myregion.org? Scale of 1 to 5, 5 well informed and 1 know almost nothing

	Know almost nothing	Little knowledge	Moderate knowledge	Well informed
Radio	0.00%	0.00%	0.00%	100.00%
TV	0%	0%	0%	0%
Internet	16.67%	22.92%	31.25%	29.17%
Print Media – Newspaper	83.33%	16.67%	0.00%	0.00%
Word of Mouth or Phone	16.67%	16.67%	33.33%	33.33%
Written Invitation	20.00%	0.00%	20.00%	60.00%
Recommendation or Notice by Association, Group, Not-for-profit, or Coalition	18.75%	31.25%	18.75%	31.25%
Other	20.00%	20.00%	20.00%	40.00%



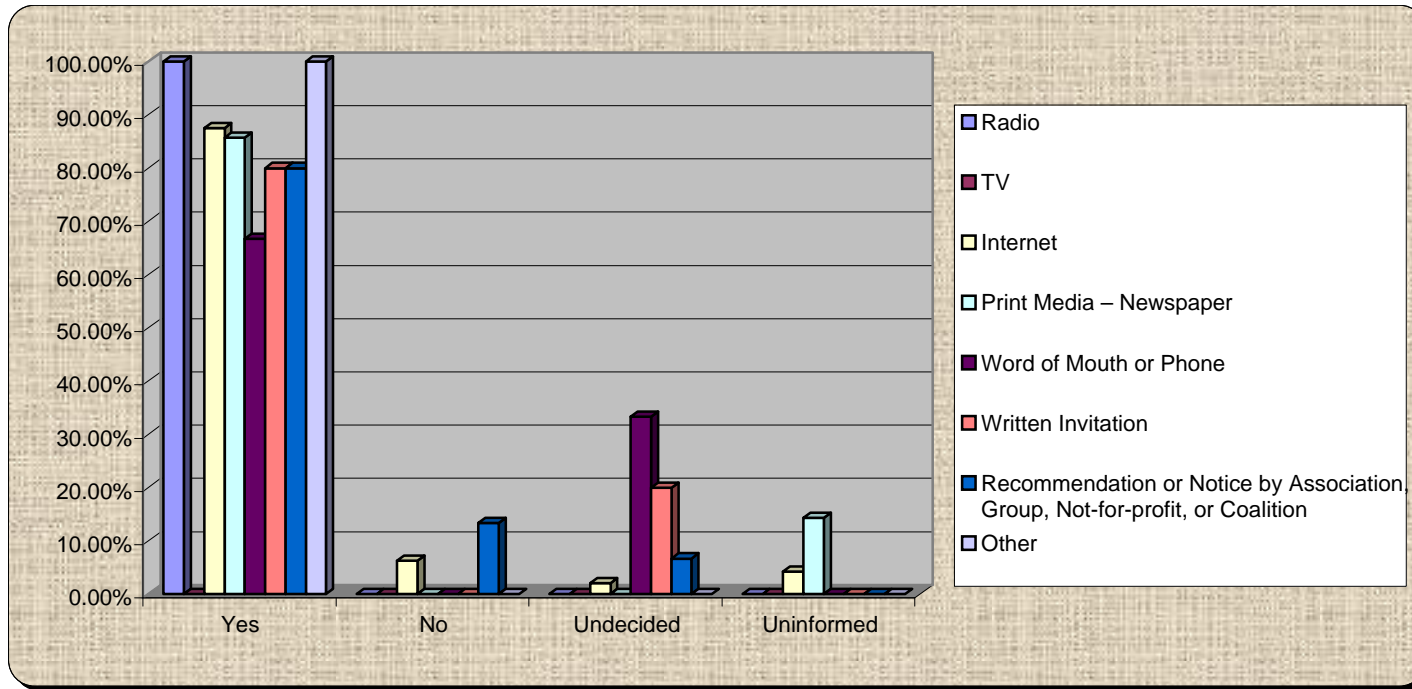
13.) How informed am I about growth planning and priorities in Volusia?

	Know almost nothing	Little knowledge	Moderate knowledge	Well informed
Radio	0.00%	0.00%	0.00%	100.00%
TV	0%	0%	0%	0%
Internet	2.13%	21.28%	36.17%	40.43%
Print Media – Newspaper	0.00%	33.33%	50.00%	16.67%
Word of Mouth or Phone	0.00%	33.33%	16.67%	50.00%
Recommendation or Notice by Association, Group, Not-for-profit, or Coalition	0.00%	18.75%	12.50%	68.75%
Other	0.00%	0.00%	40.00%	60.00%



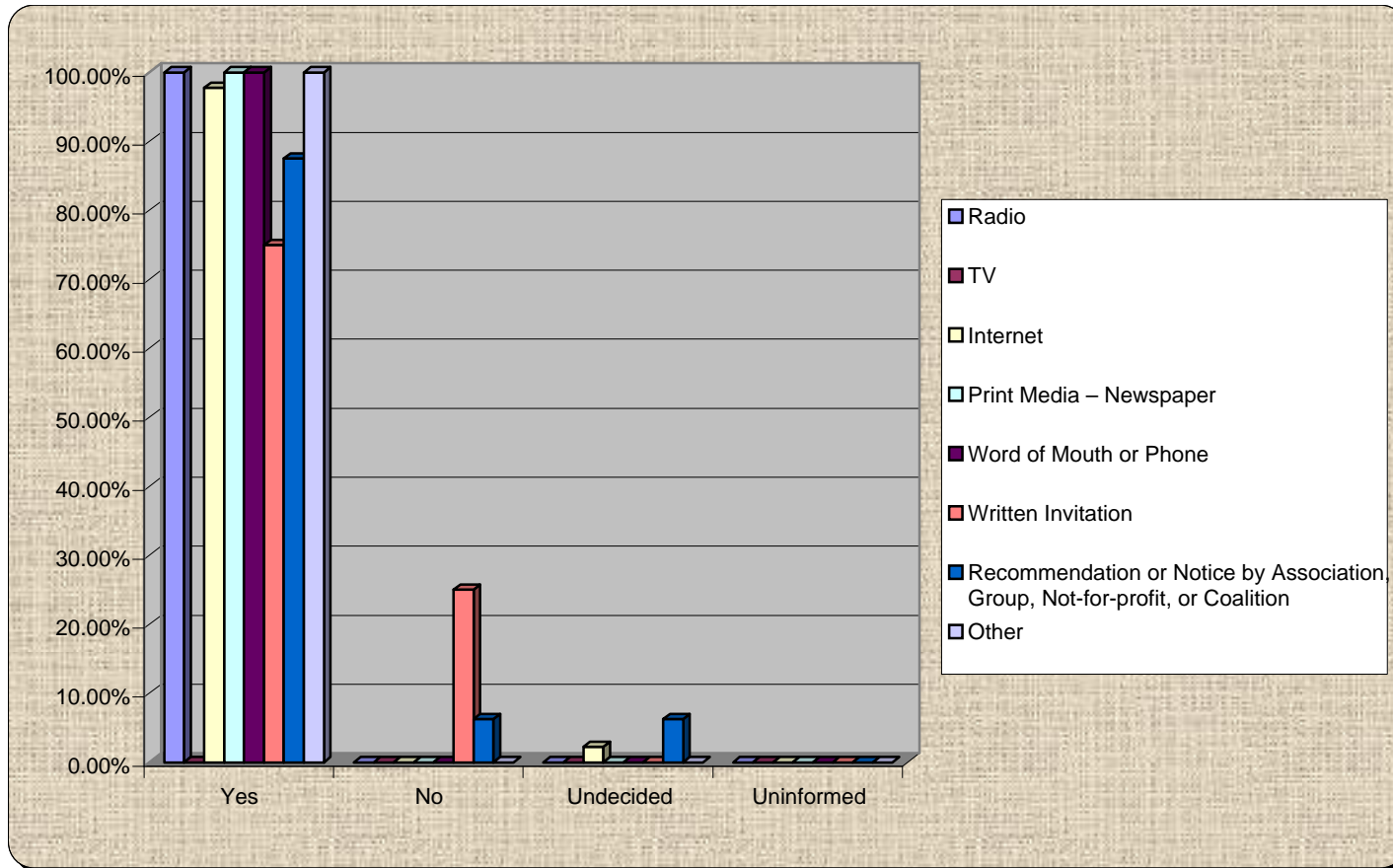
14.) Do you support minimum environmental standards countywide?

	Yes	No	Undecided	Uninformed
Radio	100.00%	0.00%	0.00%	0.00%
TV	0%	0%	0%	0%
Internet	87.50%	6.25%	2.08%	4.17%
Print Media – Newspaper	85.71%	0.00%	0.00%	14.29%
Word of Mouth or Phone	66.67%	0.00%	33.33%	0.00%
Written Invitation	80.00%	0.00%	20.00%	0.00%
Recommendation or Notice by Association, Group, Not-for-profit, or Coalition	80.00%	13.33%	6.67%	0.00%
Other	100.00%	0.00%	0.00%	0.00%



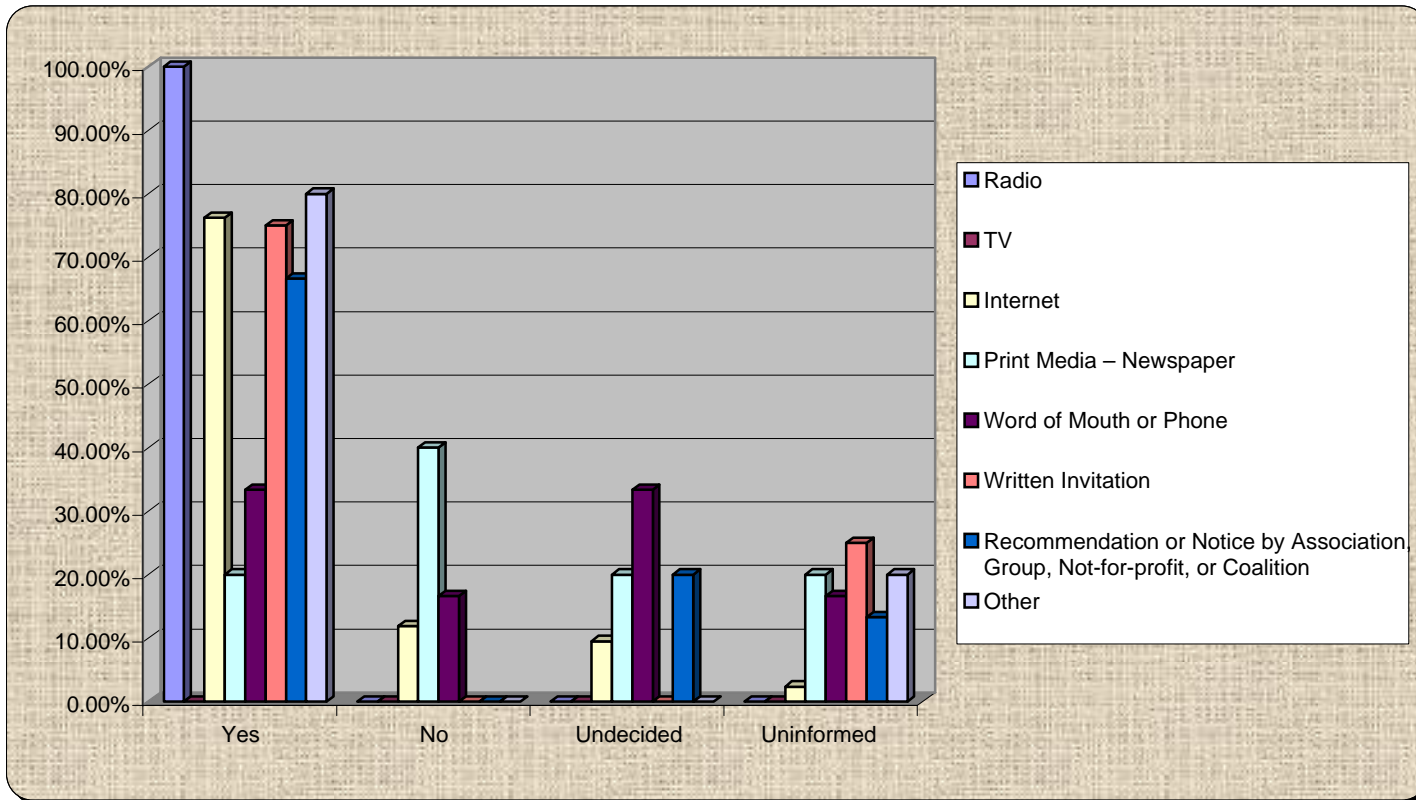
15.) Do you believe protecting natural areas will benefit your quality of life?

	Yes	No	Undecided	Uninformed
Radio	100.00%	0.00%	0.00%	0.00%
TV	0%	0%	0%	0%
Internet	97.78%	0.00%	2.22%	0.00%
Print Media – Newspaper	100.00%	0.00%	0.00%	0.00%
Word of Mouth or Phone	100.00%	0.00%	0.00%	0.00%
Written Invitation	75.00%	25.00%	0.00%	0.00%
Recommendation or Notice by Association, Group, Not-for-profit, or Coalition	87.50%	6.25%	6.25%	0.00%
Other	100.00%	0.00%	0.00%	0.00%



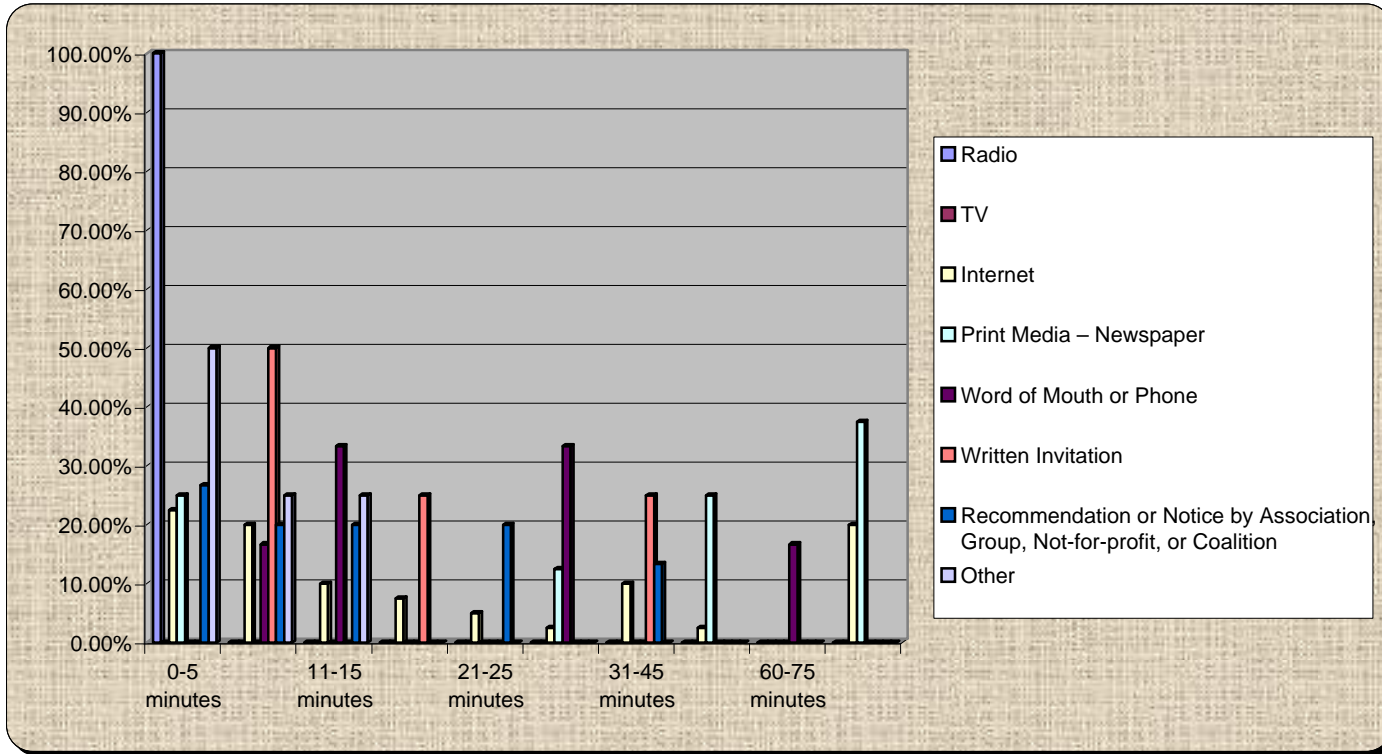
16.) Do you support smart growth tools such as transfer of development rights to protect rural and natural areas?

	Yes	No	Undecided	Uninformed
Radio	100.00%	0.00%	0.00%	0.00%
TV	0%	0%	0%	0%
Internet	76.19%	11.90%	9.52%	2.38%
Print Media – Newspaper	20.00%	40.00%	20.00%	20.00%
Word of Mouth or Phone	33.33%	16.67%	33.33%	16.67%
Written Invitation	75.00%	0.00%	0.00%	25.00%
Recommendation or Notice by Association, Group, Not-for-profit, or Coalition	66.67%	0.00%	20.00%	13.33%
Other	80.00%	0.00%	0.00%	20.00%



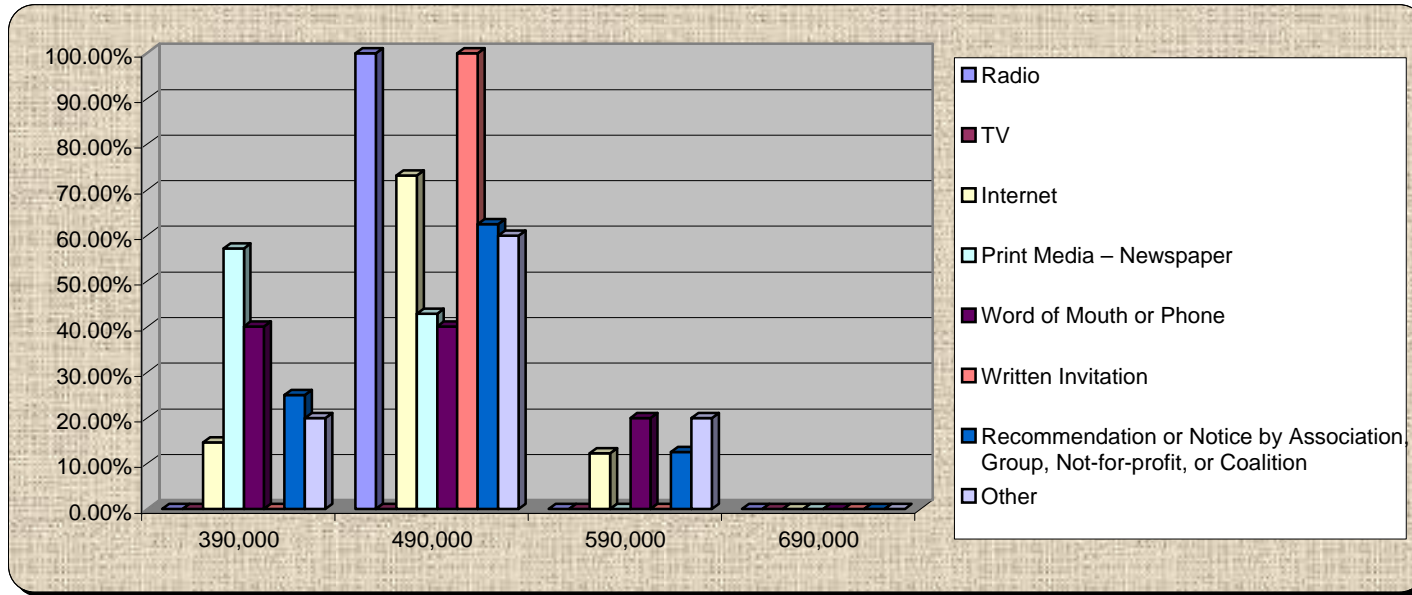
17.) Re-poll: How long does it take you to get to work?

	0-5 minutes	5-10 minutes	11-15 minutes	16-20 minutes	21-25 minutes	26-30 minutes	31-45 minutes	46-60 minutes	60-75 minutes	Do not Work
Radio	100.00%	0.00%	0.00%	0.00%	0.00%	0.00%	0.00%	0.00%	0.00%	0.00%
TV	0%	0%	0%	0%	0%	0%	0%	0%	0%	0%
Internet	22.50%	20.00%	10.00%	7.50%	5.00%	2.50%	10.00%	2.50%	0.00%	20.00%
Print Media – Newspaper	25.00%	0.00%	0.00%	0.00%	0.00%	12.50%	0.00%	25.00%	0.00%	37.50%
Word of Mouth or Phone	0.00%	16.67%	33.33%	0.00%	0.00%	33.33%	0.00%	0.00%	16.67%	0.00%
Written Invitation	0.00%	50.00%	0.00%	25.00%	0.00%	0.00%	25.00%	0.00%	0.00%	0.00%
Recommendation or Notice by Association, Group, Not-for-profit, or Coalition	26.67%	20.00%	20.00%	0.00%	20.00%	0.00%	13.33%	0.00%	0.00%	0.00%
Other	50.00%	25.00%	25.00%	0.00%	0.00%	0.00%	0.00%	0.00%	0.00%	0.00%



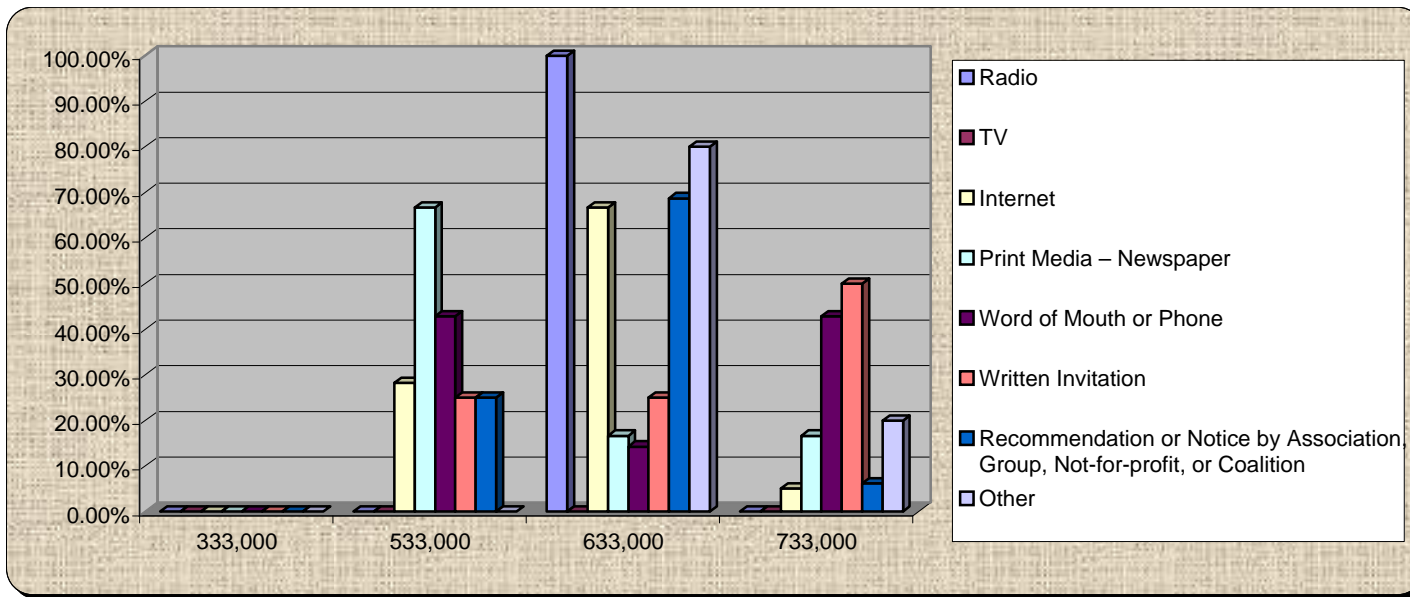
18.) What is the population of Volusia County?

	390,000	490,000	590,000	690,000
Radio	0.00%	100.00%	0.00%	0.00%
TV	0%	0%	0%	0%
Internet	14.63%	73.17%	12.20%	0.00%
Print Media – Newspaper	57.14%	42.86%	0.00%	0.00%
Word of Mouth or Phone	40.00%	40.00%	20.00%	0.00%
Written Invitation	0.00%	100.00%	0.00%	0.00%
Recommendation or Notice by Association, Group, Not-for-profit, or Coalition	25.00%	62.50%	12.50%	0.00%
Other	20.00%	60.00%	20.00%	0.00%



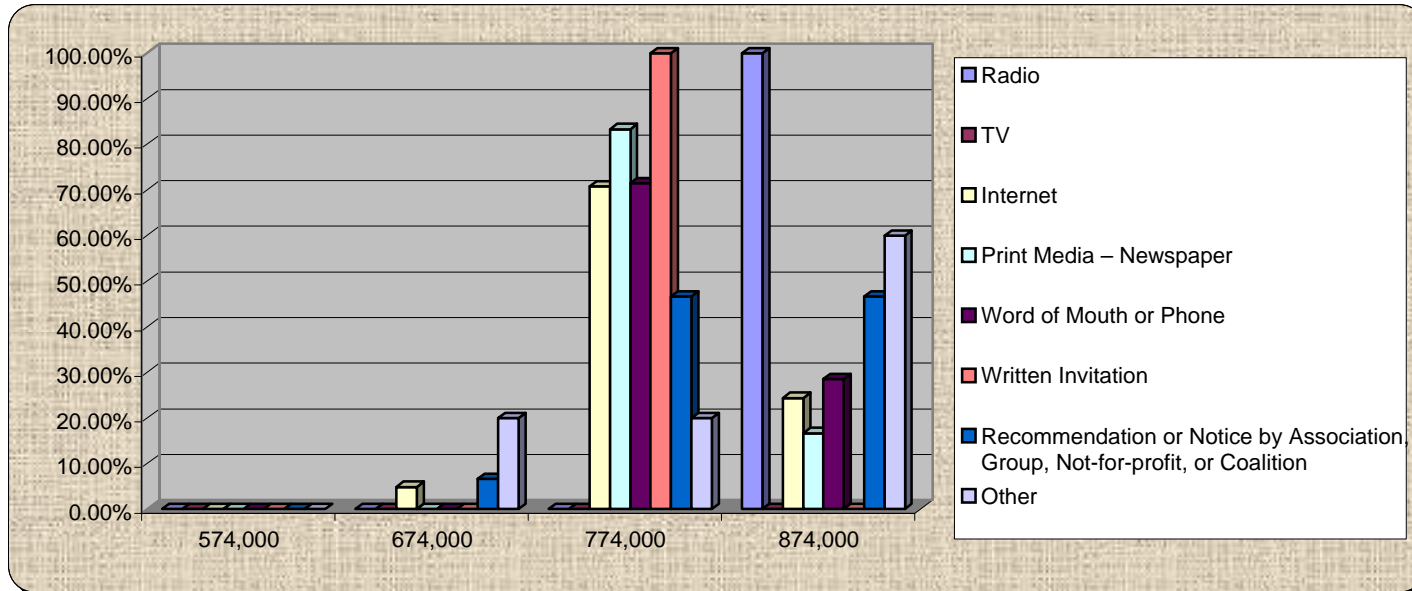
19.) What is the projected population of Volusia County in 2020?

	333,000	533,000	633,000	733,000
Radio	0.00%	0.00%	100.00%	0.00%
TV	0%	0%	0%	0%
Internet	0.00%	28.21%	66.67%	5.13%
Print Media – Newspaper	0.00%	66.67%	16.67%	16.67%
Word of Mouth or Phone	0.00%	42.86%	14.29%	42.86%
Written Invitation	0.00%	25.00%	25.00%	50.00%
Recommendation or Notice by Association, Group, Not-for-profit, or Coalition	0.00%	25.00%	68.75%	6.25%
Other	0.00%	0.00%	80.00%	20.00%



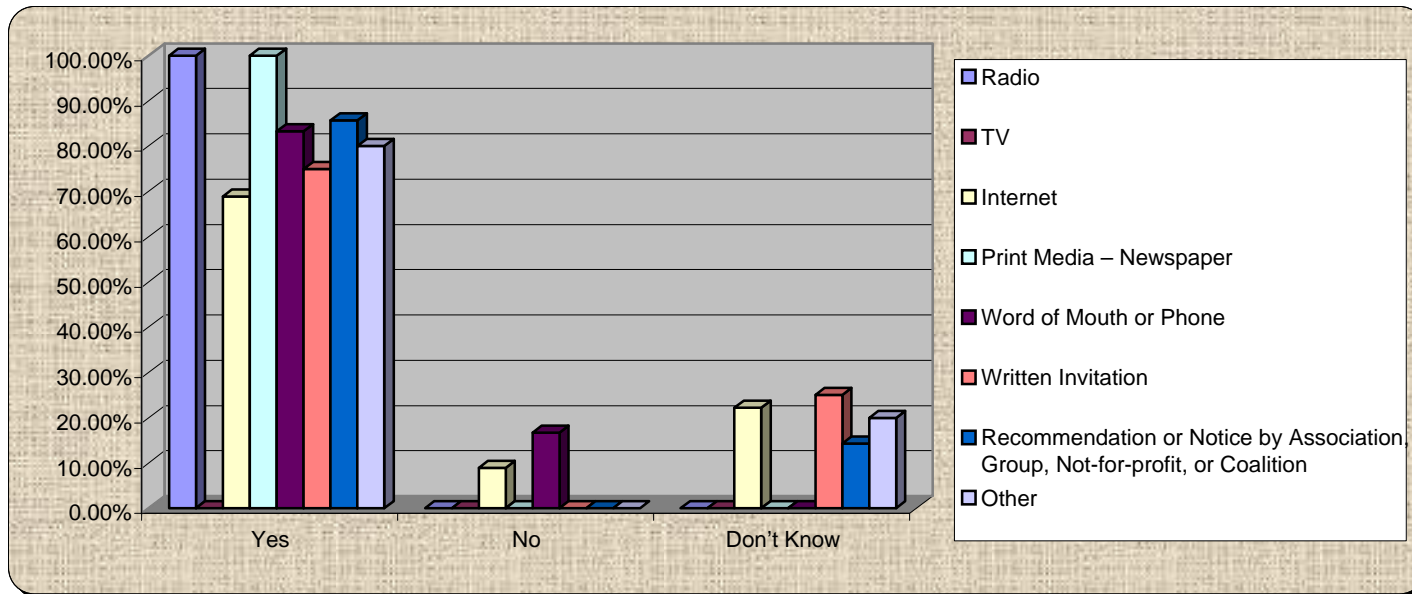
20.) What is the projected population of Volusia County in 2050?

	574,000	674,000	774,000	874,000
Radio	0.00%	0.00%	0.00%	100.00%
TV	0%	0%	0%	0%
Internet	0.00%	4.88%	70.73%	24.39%
Print Media – Newspaper	0.00%	0.00%	83.33%	16.67%
Word of Mouth or Phone	0.00%	0.00%	71.43%	28.57%
Written Invitation	0.00%	0.00%	100.00%	0.00%
Recommendation or Notice by Association, Group, Not-for-profit, or Coalition	0.00%	6.67%	46.67%	46.67%
Other	0.00%	20.00%	20.00%	60.00%



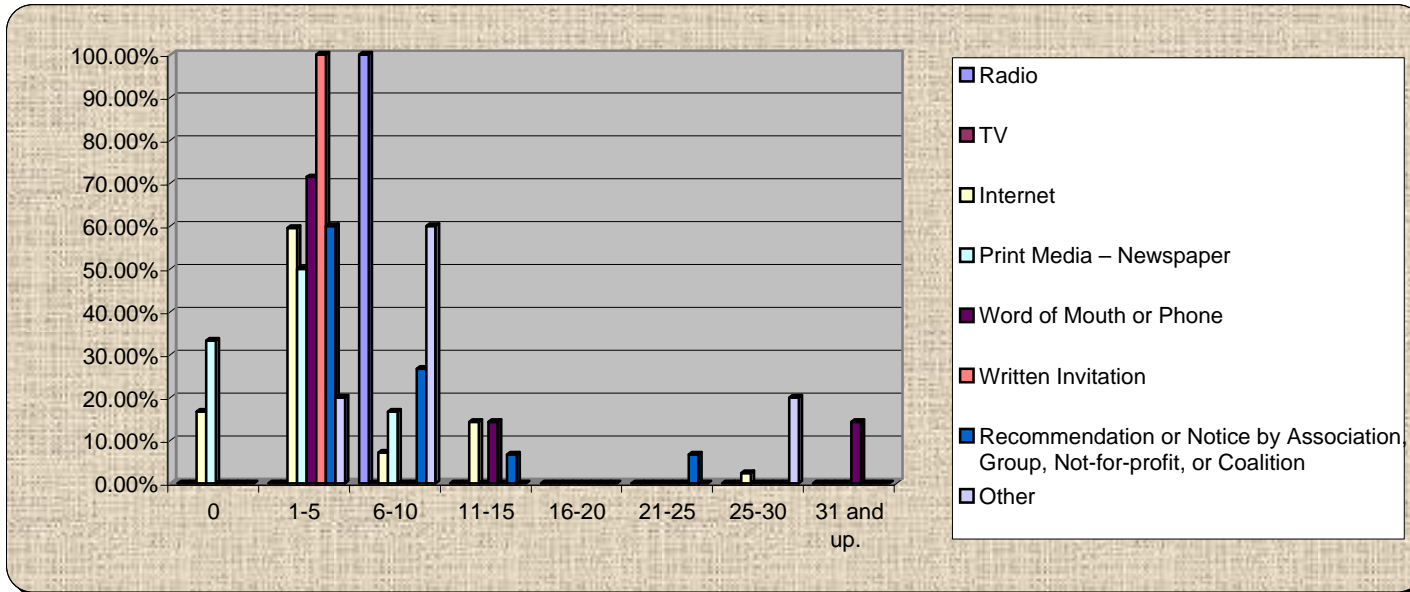
21.) Do you believe sustainable communities will support a strong local economy?

	Yes	No	Don't Know
Radio	100.00%	0.00%	0.00%
TV	0%	0%	0%
Internet	68.89%	8.89%	22.22%
Print Media – Newspaper	100.00%	0.00%	0.00%
Word of Mouth or Phone	83.33%	16.67%	0.00%
Written Invitation	75.00%	0.00%	25.00%
Recommendation or Notice by Association, Group, Not-for-profit, or Coalition	85.71%	0.00%	14.29%
Other	80.00%	0.00%	20.00%



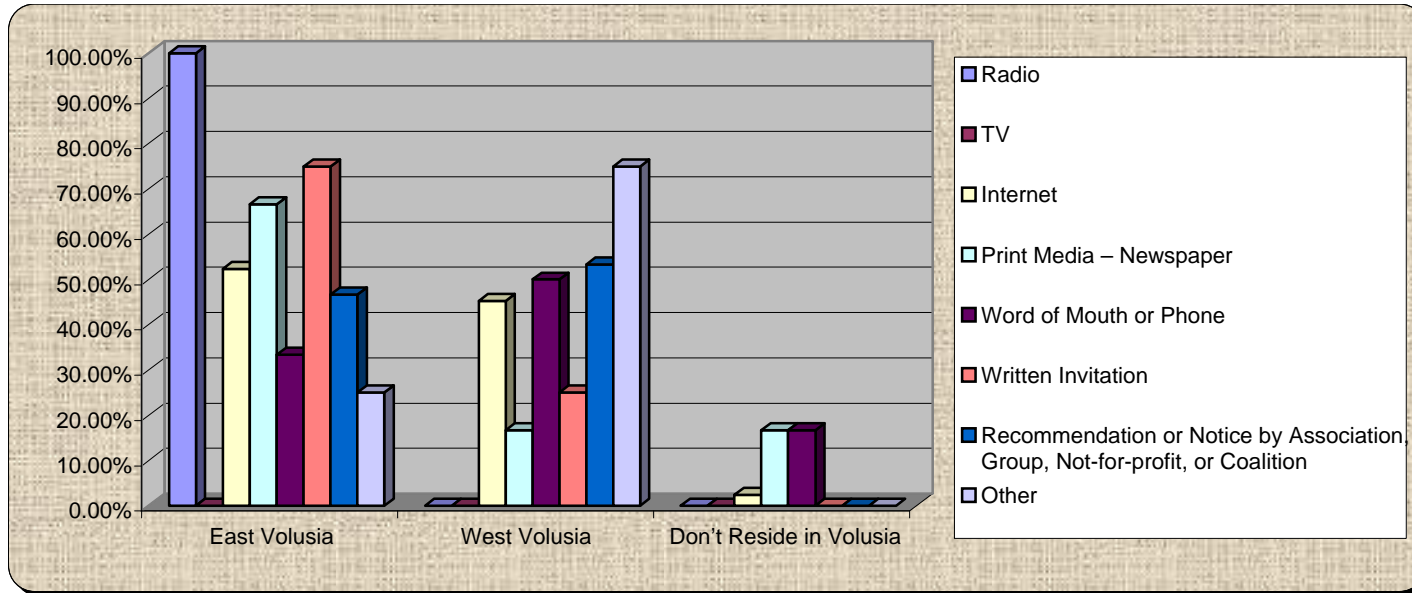
22.) How many days per month do you leave the borders of Volusia for commercial, educational, entertainment, healthcare or other activities?

	0	1-5	6-10	11-15	16-20	21-25	25-30	31 and up.
Radio	0.00%	0.00%	100.00%	0.00%	0.00%	0.00%	0.00%	0.00%
TV	0%	0%	0%	0%	0%	0%	0%	0%
Internet	16.67%	59.52%	7.14%	14.29%	0.00%	0.00%	2.38%	0.00%
Print Media – Newspaper	33.33%	50.00%	16.67%	0.00%	0.00%	0.00%	0.00%	0.00%
Word of Mouth or Phone	0.00%	71.43%	0.00%	14.29%	0.00%	0.00%	0.00%	14.29%
Written Invitation	0.00%	100.00%	0.00%	0.00%	0.00%	0.00%	0.00%	0.00%
Recommendation or Notice by Association, Group, Not-for-profit, or Coalition	0.00%	60.00%	26.67%	6.67%	0.00%	6.67%	0.00%	0.00%
Other	0.00%	20.00%	60.00%	0.00%	0.00%	0.00%	20.00%	0.00%



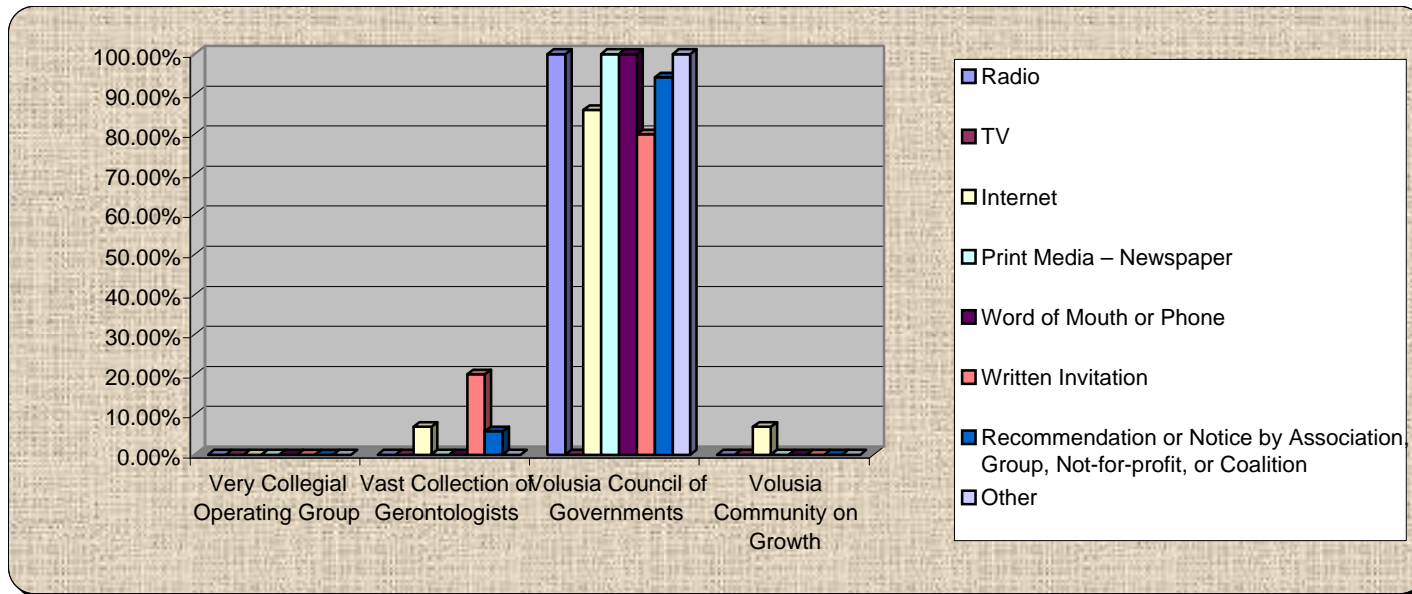
23.) Where do you reside?

	East Volusia	West Volusia	Don't Reside in Volusia
Radio	100.00%	0.00%	0.00%
TV	0%	0%	0%
Internet	52.38%	45.24%	2.38%
Print Media – Newspaper	66.67%	16.67%	16.67%
Word of Mouth or Phone	33.33%	50.00%	16.67%
Written Invitation	75.00%	25.00%	0.00%
Recommendation or Notice by Association, Group, Not-for-profit, or Coalition	46.67%	53.33%	0.00%
Other	25.00%	75.00%	0.00%



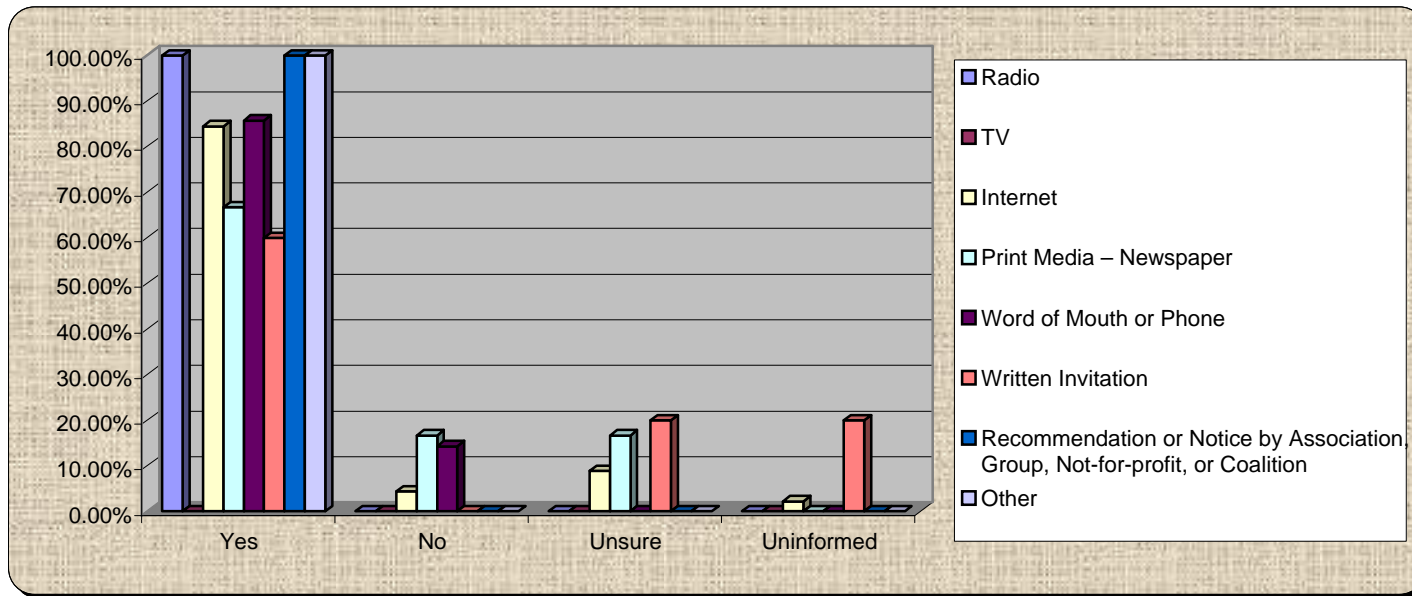
24.) What is VCOG:

	Very Collegial Operating Group	Vast Collection of Gerontologists	Volusia Council of Governments	Volusia Community on Growth
Radio	0.00%	0.00%	100.00%	0.00%
TV	0%	0%	0%	0%
Internet	0.00%	6.98%	86.05%	6.98%
Print Media – Newspaper	0.00%	0.00%	100.00%	0.00%
Word of Mouth or Phone	0.00%	0.00%	100.00%	0.00%
Written Invitation	0.00%	20.00%	80.00%	0.00%
Recommendation or Notice by Association, Group, Not-for-profit, or Coalition	0.00%	5.88%	94.12%	0.00%
Other	0.00%	0.00%	100.00%	0.00%



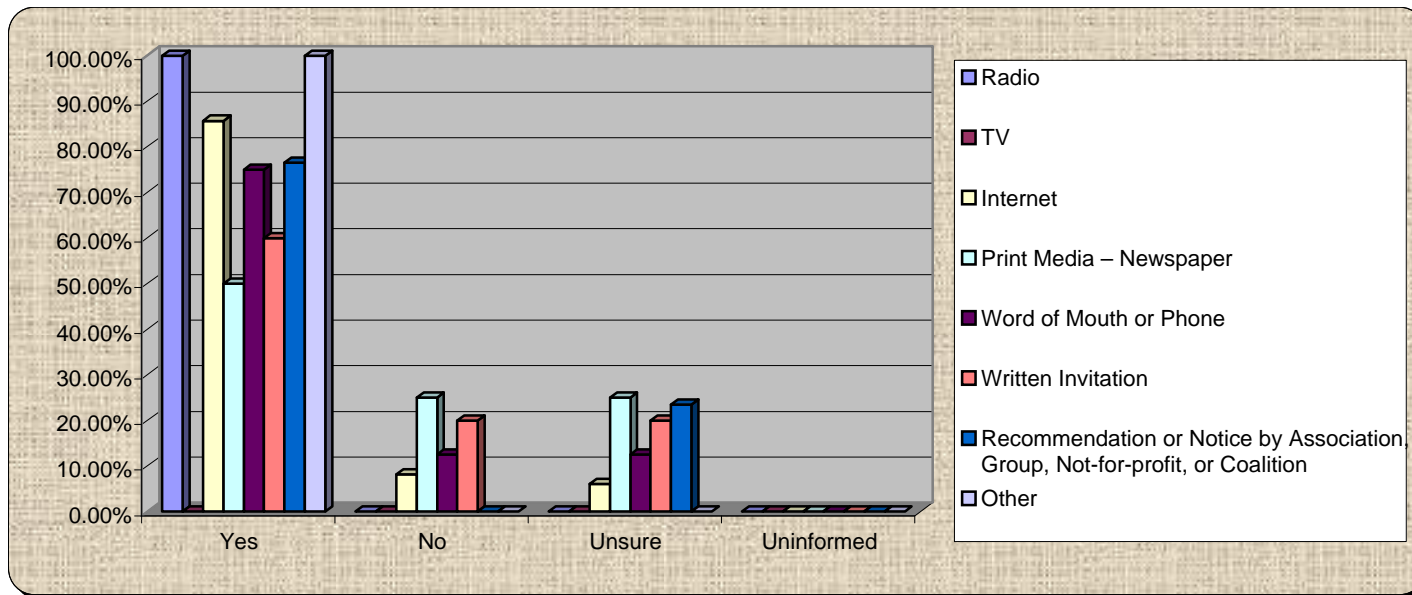
25.) Accelerating deployment of the right transportation technology will make a difference in achieving a sustainable future

	Yes	No	Unsure	Uninformed
Radio	100.00%	0.00%	0.00%	0.00%
TV	0%	0%	0%	0%
Internet	84.44%	4.44%	8.89%	2.22%
Print Media – Newspaper	66.67%	16.67%	16.67%	0.00%
Word of Mouth or Phone	85.71%	14.29%	0.00%	0.00%
Written Invitation	60.00%	0.00%	20.00%	20.00%
Recommendation or Notice by Association, Group, Not-for-profit, or Coalition	100.00%	0.00%	0.00%	0.00%
Other	100.00%	0.00%	0.00%	0.00%



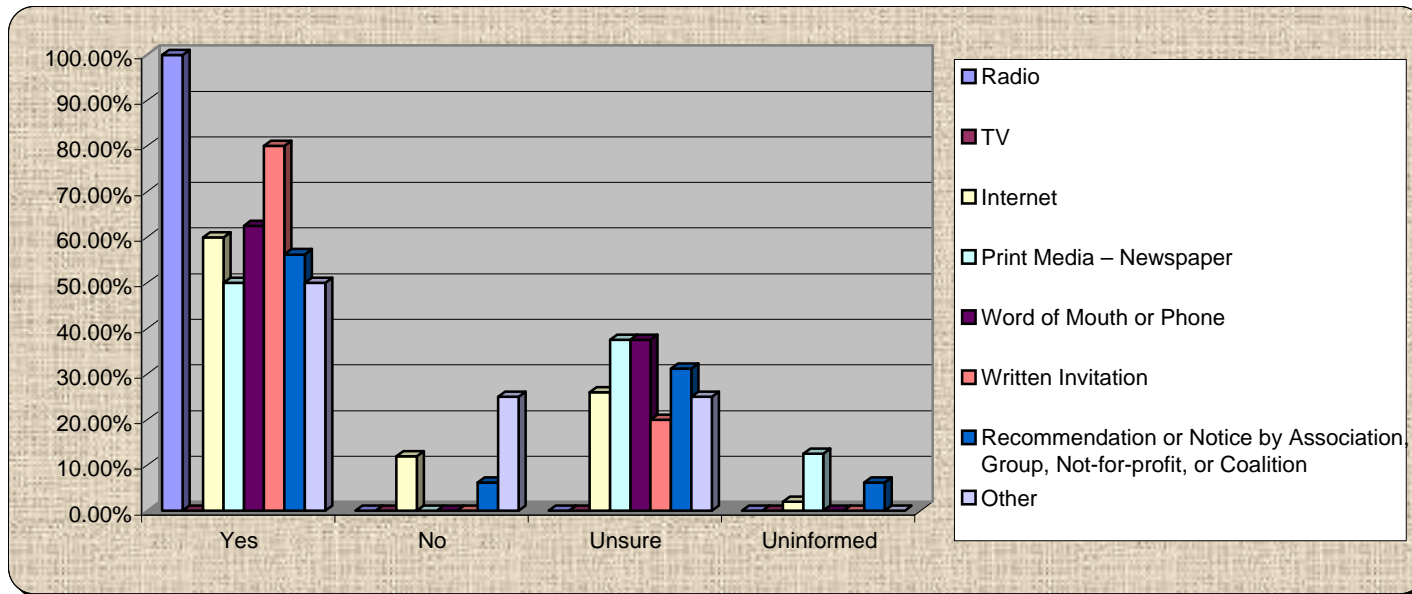
26.) Commuter rail is a vital component of our sustainable community

	Yes	No	Unsure	Uninformed
Radio	100.00%	0.00%	0.00%	0.00%
TV	0%	0%	0%	0%
Internet	85.71%	8.16%	6.12%	0.00%
Print Media – Newspaper	50.00%	25.00%	25.00%	0.00%
Word of Mouth or Phone	75.00%	12.50%	12.50%	0.00%
Written Invitation	60.00%	20.00%	20.00%	0.00%
Recommendation or Notice by Association, Group, Not-for-profit, or Coalition	76.47%	0.00%	23.53%	0.00%
Other	100.00%	0.00%	0.00%	0.00%



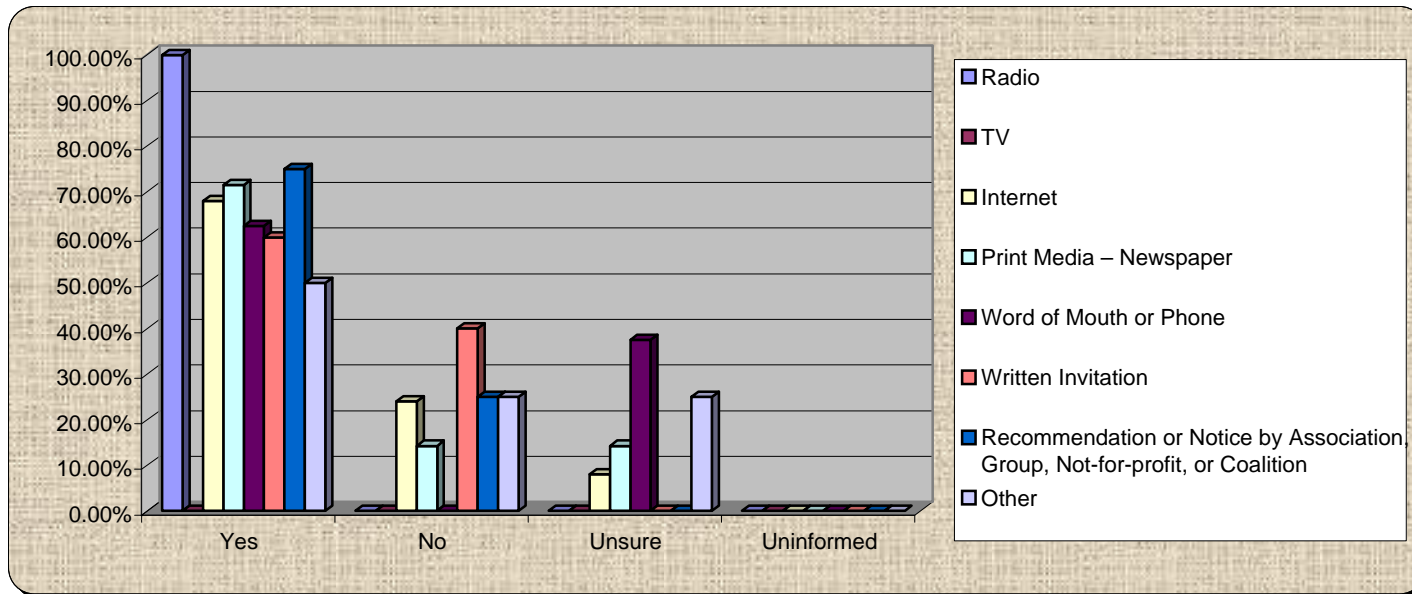
27.) I understand how A & B operate and what scenarios they represent

	Yes	No	Unsure	Uninformed
Radio	100.00%	0.00%	0.00%	0.00%
TV	0%	0%	0%	0%
Internet	60.00%	12.00%	26.00%	2.00%
Print Media – Newspaper	50.00%	0.00%	37.50%	12.50%
Word of Mouth or Phone	62.50%	0.00%	37.50%	0.00%
Written Invitation	80.00%	0.00%	20.00%	0.00%
Recommendation or Notice by Association, Group, Not-for-profit, or Coalition	56.25%	6.25%	31.25%	6.25%
Other	50.00%	25.00%	25.00%	0.00%




28.) Communicating the complexity of systems and infrastructure is our most serious barrier to success

	Yes	No	Unsure	Uninformed
Radio	100.00%	0.00%	0.00%	0.00%
TV	0%	0%	0%	0%
Internet	68.00%	24.00%	8.00%	0.00%
Print Media – Newspaper	71.43%	14.29%	14.29%	0.00%
Word of Mouth or Phone	62.50%	0.00%	37.50%	0.00%
Written Invitation	60.00%	40.00%	0.00%	0.00%
Recommendation or Notice by Association, Group, Not-for-profit, or Coalition	75.00%	25.00%	0.00%	0.00%
Other	50.00%	25.00%	25.00%	0.00%



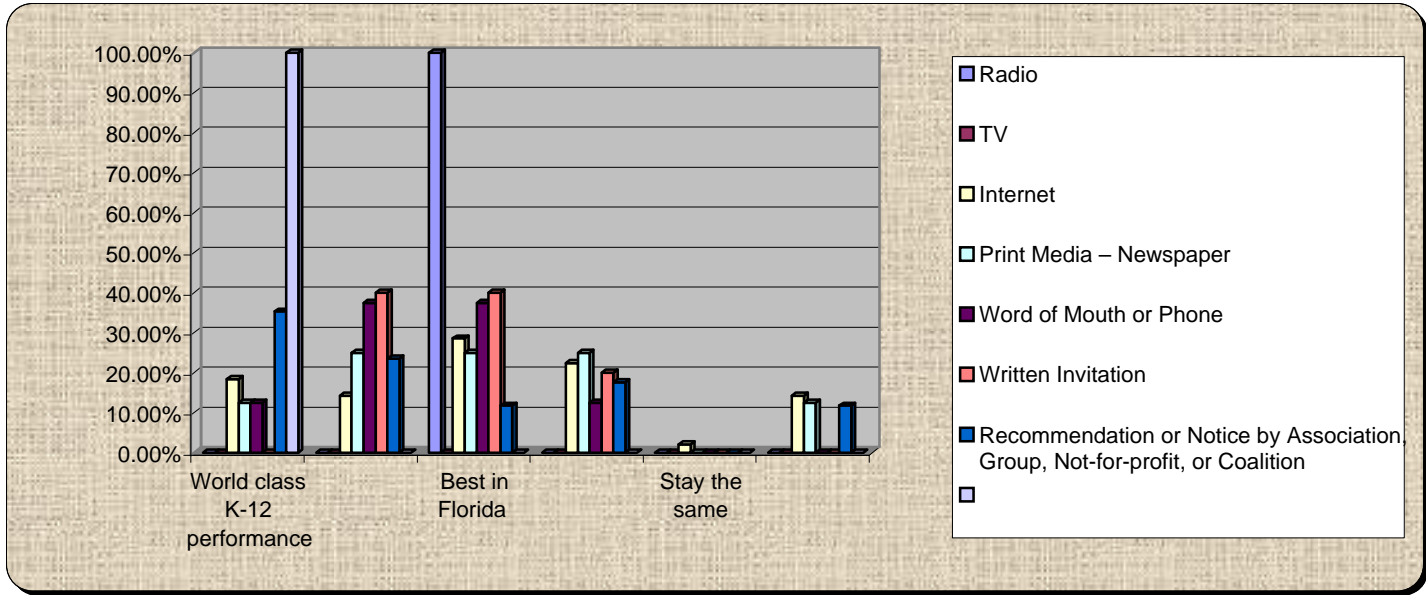
29.) We can't achieve our vision without culture change

	Agree	Disagree	Unsure	Uninformed
Radio	100.00%	0.00%	0.00%	0.00%
TV	0%	0%	0%	0%
Internet	88.00%	10.00%	2.00%	0.00%
Print Media – Newspaper	75.00%	25.00%	0.00%	0.00%
Word of Mouth or Phone	100.00%	0.00%	0.00%	0.00%
Written Invitation	100.00%	0.00%	0.00%	0.00%
Recommendation or Notice by Association, Group, Not-for-profit, or Coalition	87.50%	6.25%	6.25%	0.00%
Other	75.00%	25.00%	0.00%	0.00%




30.) Achieving our vision requires:

	World class K-12 performance	Best in nation	Best in Florida	Best in region	Stay the same	Not a factor
Radio	0.00%	0.00%	100.00%	0.00%	0.00%	0.00%
TV	0%	0%	0%	0%	0%	0%
Internet	18.37%	14.29%	28.57%	22.45%	2.04%	14.29%
Print Media – Newspaper	12.50%	25.00%	25.00%	25.00%	0.00%	12.50%
Word of Mouth or Phone	12.50%	37.50%	37.50%	12.50%	0.00%	0.00%
Written Invitation	0.00%	40.00%	40.00%	20.00%	0.00%	0.00%
Recommendation or Notice by Association, Group, Not-for-profit, or Coalition	35.29%	23.53%	11.76%	17.65%	0.00%	11.76%
Other	100.00%	0.00%	0.00%	0.00%	0.00%	0.00%



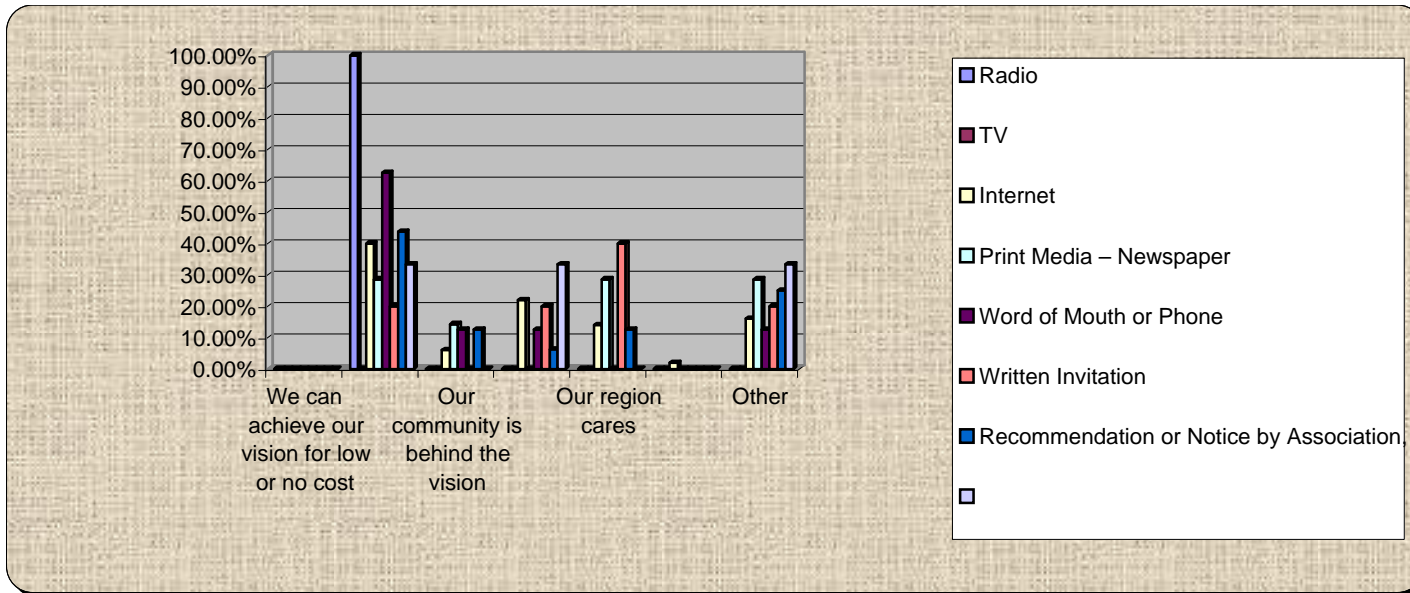
31.) I want to keep up with this effort

	Yes	No	Unsure	Uninformed
Radio	100.00%	0.00%	0.00%	0.00%
TV	0%	0%	0%	0%
Internet	98.00%	2.00%	0.00%	0.00%
Print Media – Newspaper	100.00%	0.00%	0.00%	0.00%
Word of Mouth or Phone	100.00%	0.00%	0.00%	0.00%
Written Invitation	80.00%	0.00%	20.00%	0.00%
Recommendation or Notice by Association, Group, Not-for-profit, or Coalition	100.00%	0.00%	0.00%	0.00%
Other	100.00%	0.00%	0.00%	0.00%



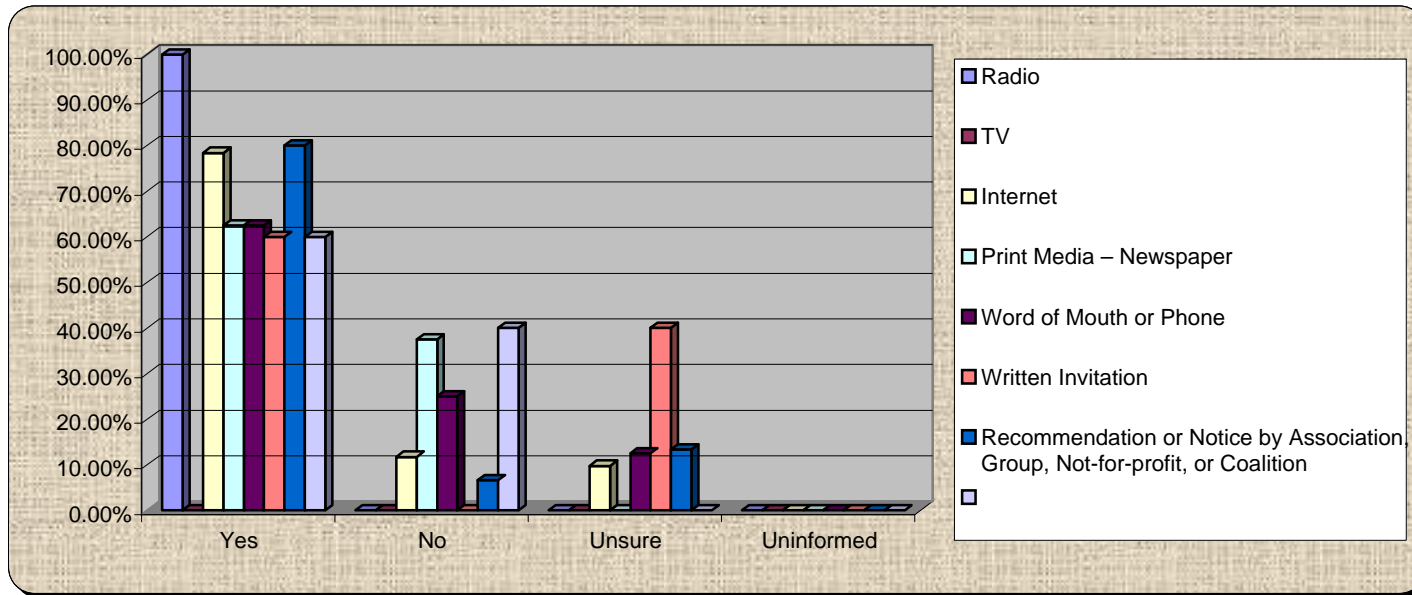
32.) What is the most important and credible message for your neighbor?

	We can achieve our vision for low or no cost	Our community governments can and are working together	Our community is behind the vision	Other communities have or are doing this with success	Our region cares	State policy and regulations are supportive	Other
Radio	0.00%	100.00%	0.00%	0.00%	0.00%	0.00%	0.00%
TV	0%	0%	0%	0%	0%	0%	0%
Internet	0.00%	40.00%	6.00%	22.00%	14.00%	2.00%	16.00%
Print Media – Newspaper	0.00%	28.57%	14.29%	0.00%	28.57%	0.00%	28.57%
Word of Mouth or Phone	0.00%	62.50%	12.50%	12.50%	0.00%	0.00%	12.50%
Written Invitation	0.00%	20.00%	0.00%	20.00%	40.00%	0.00%	20.00%
Recommendation or Notice by Association, Group, Not-for-profit, or Coalition	0.00%	43.75%	12.50%	6.25%	12.50%	0.00%	25.00%
Other	0.00%	33.33%	0.00%	33.33%	0.00%	0.00%	33.33%



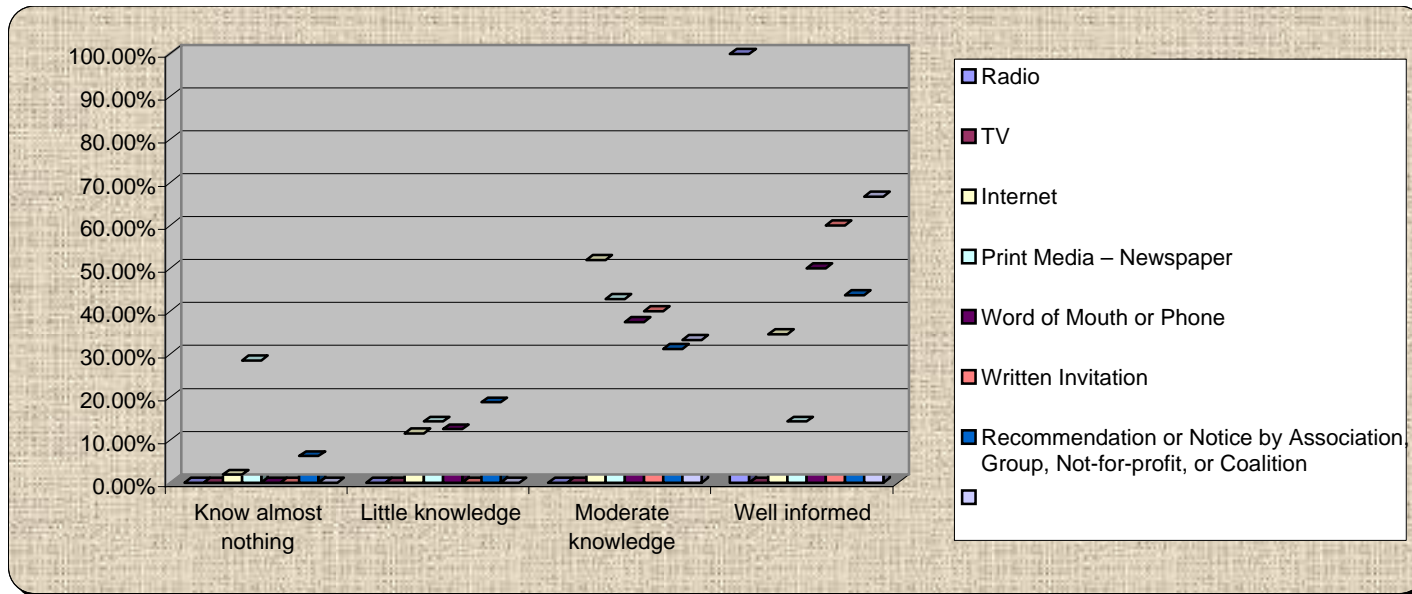
33.) Would you pay the extra money to bypass congestion?

	Yes	No	Unsure	Uninformed
Radio	100.00%	0.00%	0.00%	0.00%
TV	0%	0%	0%	0%
Internet	78.43%	11.76%	9.80%	0.00%
Print Media – Newspaper	62.50%	37.50%	0.00%	0.00%
Word of Mouth or Phone	62.50%	25.00%	12.50%	0.00%
Written Invitation	60.00%	0.00%	40.00%	0.00%
Recommendation or Notice by Association, Group, Not-for-profit, or Coalition	80.00%	6.67%	13.33%	0.00%
Other	60.00%	40.00%	0.00%	0.00%



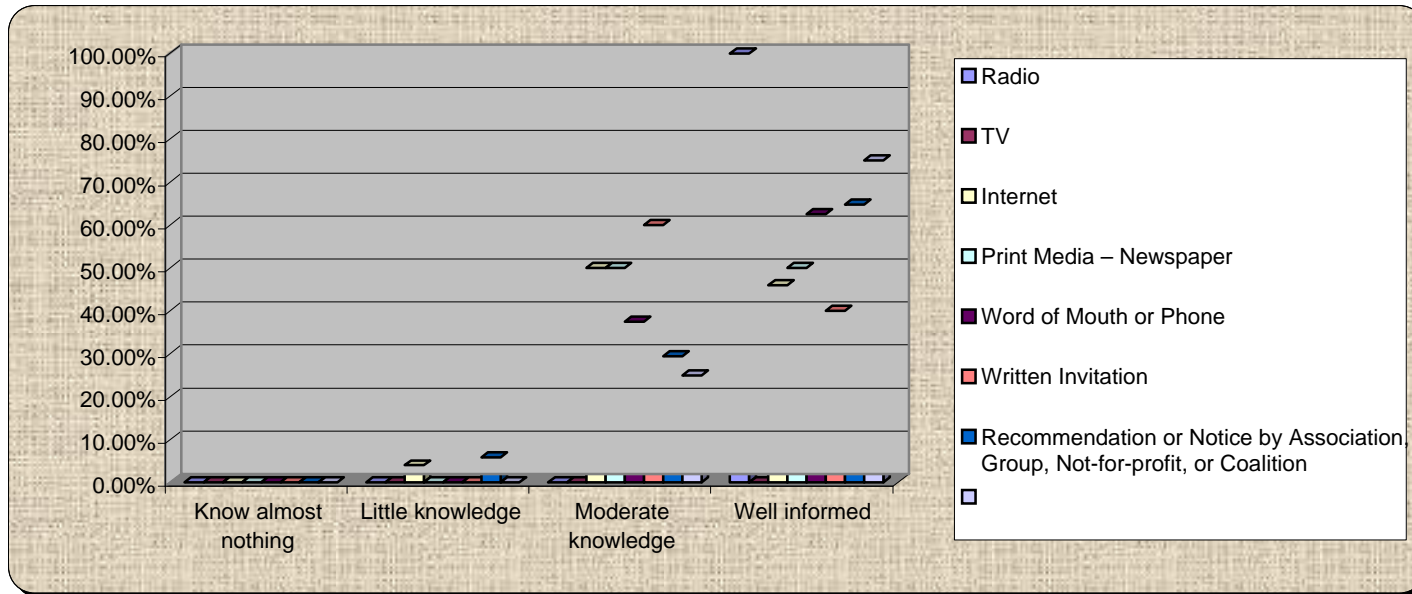
34.) How informed am I about myregion.org? Scale of 1 to 4, 4 well informed and 1 know almost nothing

	Know almost nothing	Little knowledge	Moderate knowledge	Well informed
Radio	0.00%	0.00%	0.00%	100.00%
TV	0%	0%	0%	0%
Internet	1.92%	11.54%	51.92%	34.62%
Print Media – Newspaper	28.57%	14.29%	42.86%	14.29%
Word of Mouth or Phone	0.00%	12.50%	37.50%	50.00%
Written Invitation	0.00%	0.00%	40.00%	60.00%
Recommendation or Notice by Association, Group, Not-for-profit, or Coalition	6.25%	18.75%	31.25%	43.75%
Other	0.00%	0.00%	33.33%	66.67%



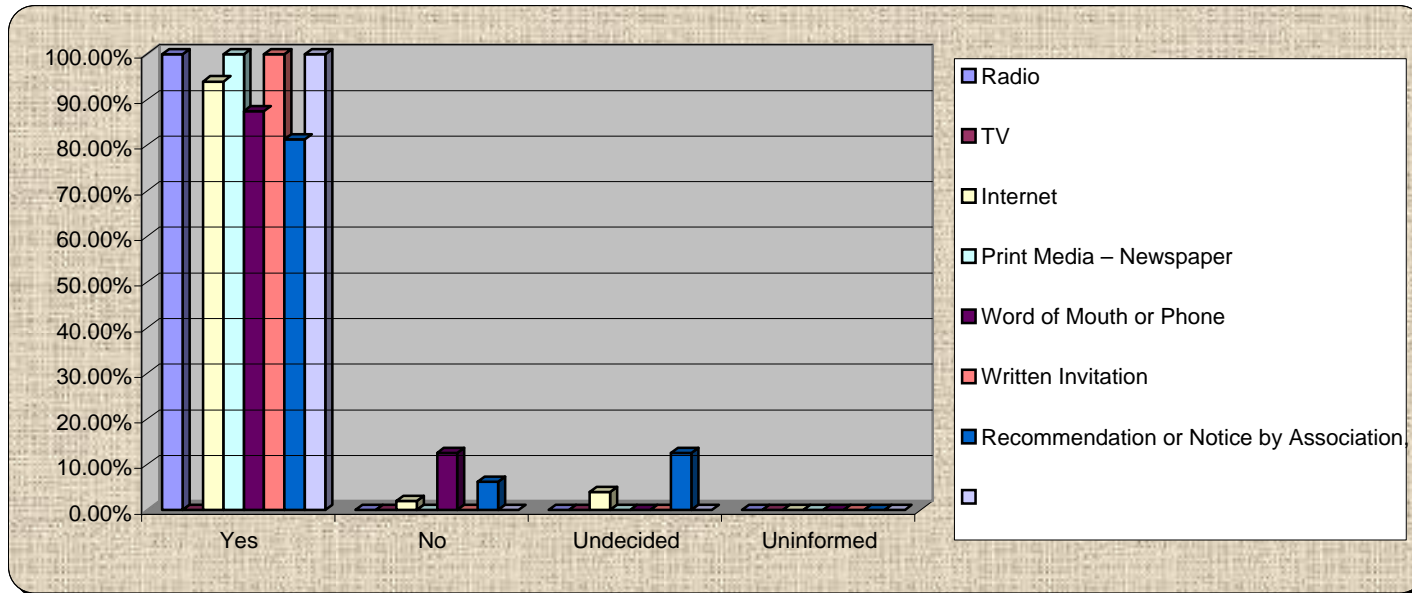
35.) How informed am I about growth planning and priorities in Volusia?

	Know almost nothing	Little knowledge	Moderate knowledge	Well informed
Radio	0.00%	0.00%	0.00%	100.00%
TV	0%	0%	0%	0%
Internet	0.00%	4.00%	50.00%	46.00%
Print Media – Newspaper	0.00%	0.00%	50.00%	50.00%
Word of Mouth or Phone	0.00%	0.00%	37.50%	62.50%
Written Invitation	0.00%	0.00%	60.00%	40.00%
Recommendation or Notice by Association, Group, Not-for-profit, or Coalition	0.00%	5.88%	29.41%	64.71%
Other	0.00%	0.00%	25.00%	75.00%



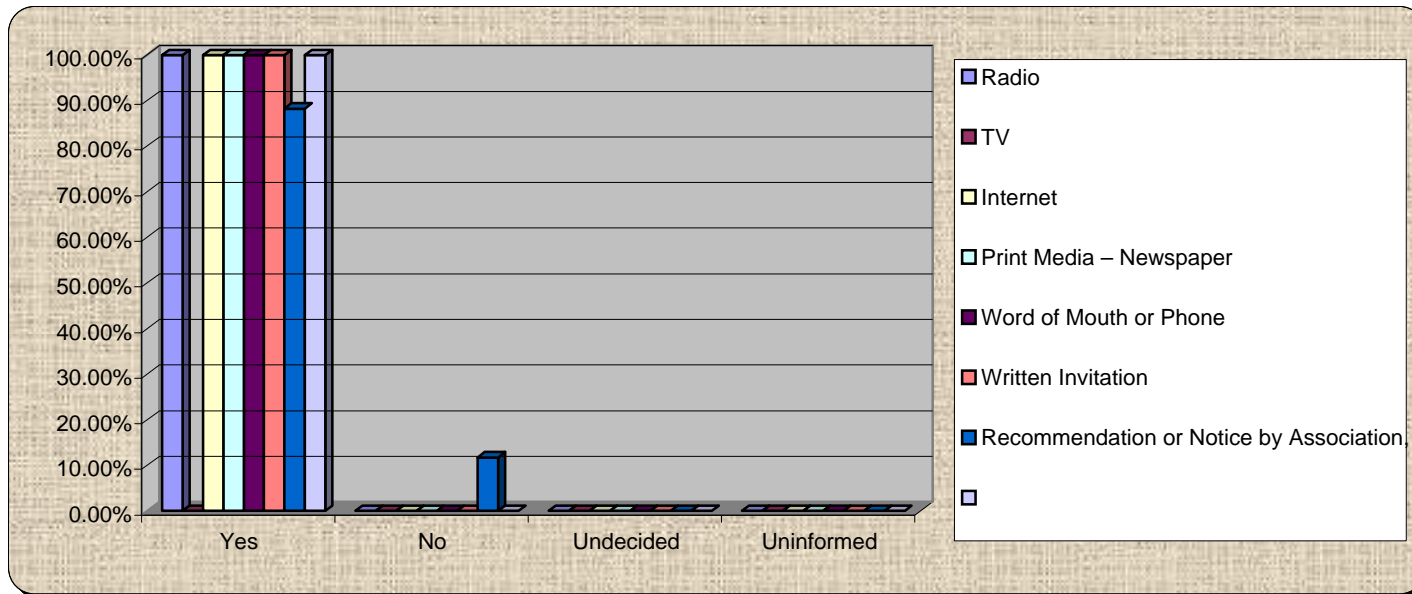
36.) Do you support minimum environmental standards countywide?

	Yes	No	Undecided	Uninformed
Radio	100.00%	0.00%	0.00%	0.00%
TV	0%	0%	0%	0%
Internet	94.00%	2.00%	4.00%	0.00%
Print Media – Newspaper	100.00%	0.00%	0.00%	0.00%
Word of Mouth or Phone	87.50%	12.50%	0.00%	0.00%
Written Invitation	100.00%	0.00%	0.00%	0.00%
Recommendation or Notice by Association, Group, Not-for-profit, or Coalition	81.25%	6.25%	12.50%	0.00%
Other	100.00%	0.00%	0.00%	0.00%



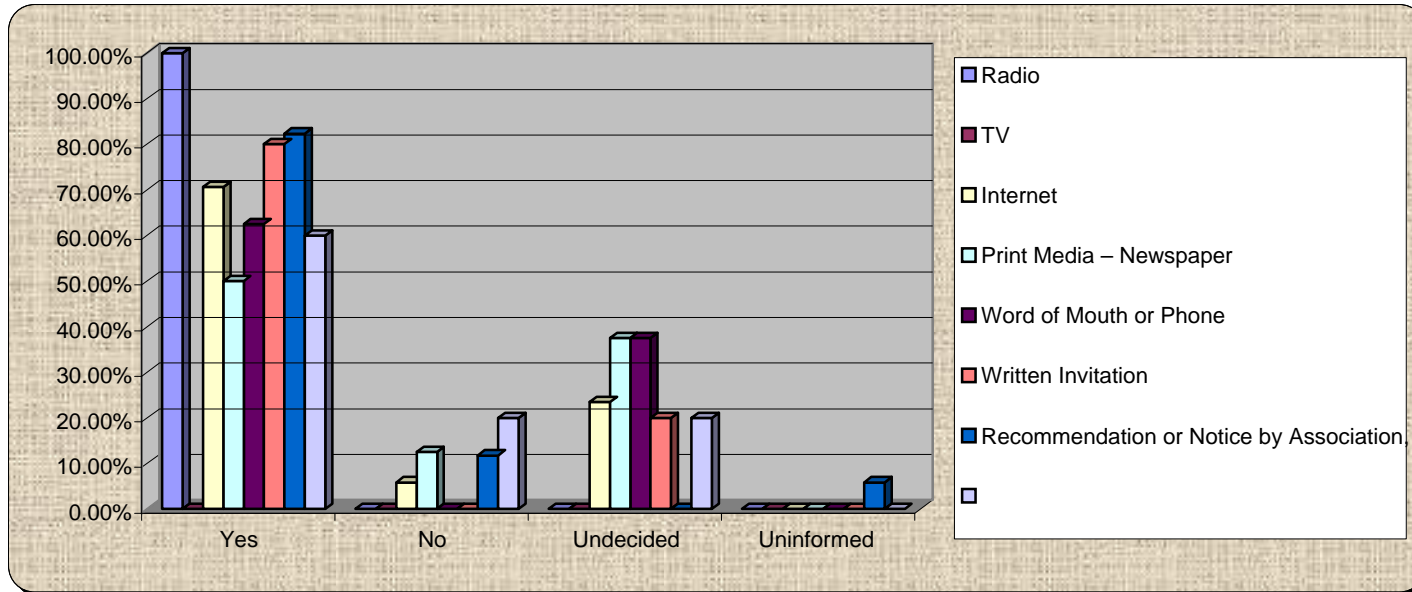
37.) Do you believe protecting natural areas will benefit your quality of life?

	Yes	No	Undecided	Uninformed
Radio	100.00%	0.00%	0.00%	0.00%
TV	0%	0%	0%	0%
Internet	100.00%	0.00%	0.00%	0.00%
Print Media – Newspaper	100.00%	0.00%	0.00%	0.00%
Word of Mouth or Phone	100.00%	0.00%	0.00%	0.00%
Written Invitation	100.00%	0.00%	0.00%	0.00%
Recommendation or Notice by Association, Group, Not-for-profit, or Coalition	88.24%	11.76%	0.00%	0.00%
Other	100.00%	0.00%	0.00%	0.00%



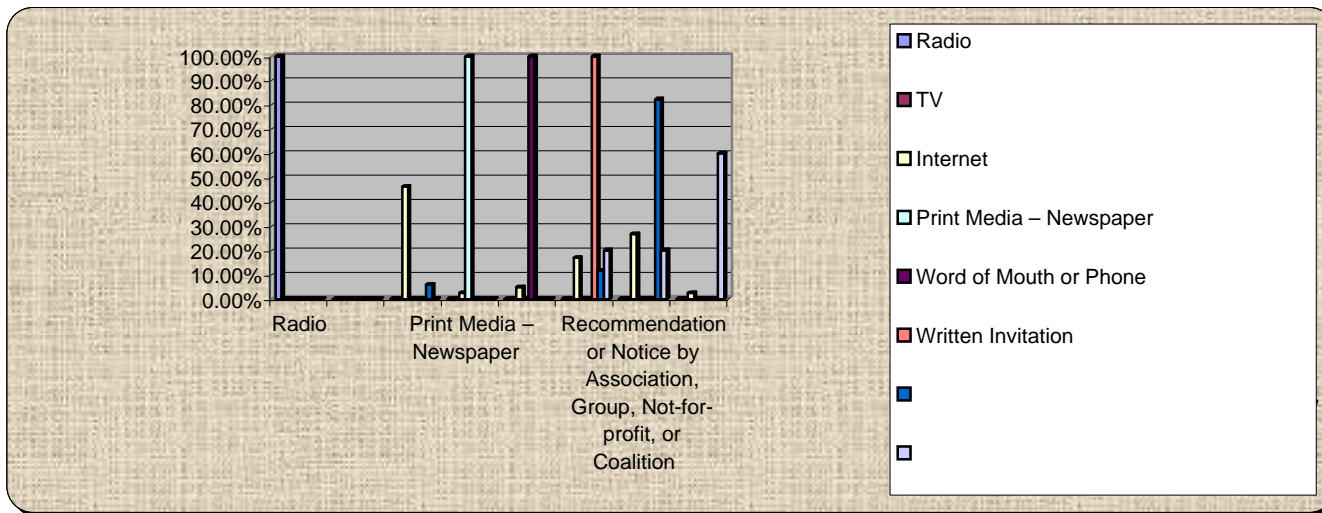
38.) Do you support smart growth tools such as transfer of development rights to protect rural and natural areas?

	Yes	No	Undecided	Uninformed
Radio	100.00%	0.00%	0.00%	0.00%
TV	0%	0%	0%	0%
Internet	70.59%	5.88%	23.53%	0.00%
Print Media – Newspaper	50.00%	12.50%	37.50%	0.00%
Word of Mouth or Phone	62.50%	0.00%	37.50%	0.00%
Written Invitation	80.00%	0.00%	20.00%	0.00%
Recommendation or Notice by Association, Group, Not-for-profit, or Coalition	82.35%	11.76%	0.00%	5.88%
Other	60.00%	20.00%	20.00%	0.00%




39.) How did you hear about this Summit?

	Radio	TV	Internet	Print Media – Newspaper	Word of Mouth or Phone	Written Invitation	Recommendation or Notice by Association, Group, Not-for-profit, or Coalition	Other
Radio	100.00%	0.00%	0.00%	0.00%	0.00%	0.00%	0.00%	0.00%
TV	0%	0%	0%	0%	0%	0%	0%	0%
Internet	0.00%	0.00%	46.34%	2.44%	4.88%	17.07%	26.83%	2.44%
Print Media – Newspaper	0.00%	0.00%	0.00%	100.00%	0.00%	0.00%	0.00%	0.00%
Word of Mouth or Phone	0.00%	0.00%	0.00%	0.00%	100.00%	0.00%	0.00%	0.00%
Written Invitation	0.00%	0.00%	0.00%	0.00%	0.00%	100.00%	0.00%	0.00%
Recommendation or Notice by Association, Group, Not-for-profit, or Coalition	0.00%	0.00%	5.88%	0.00%	0.00%	11.76%	82.35%	0.00%
Other	0.00%	0.00%	0.00%	0.00%	0.00%	20.00%	20.00%	60.00%



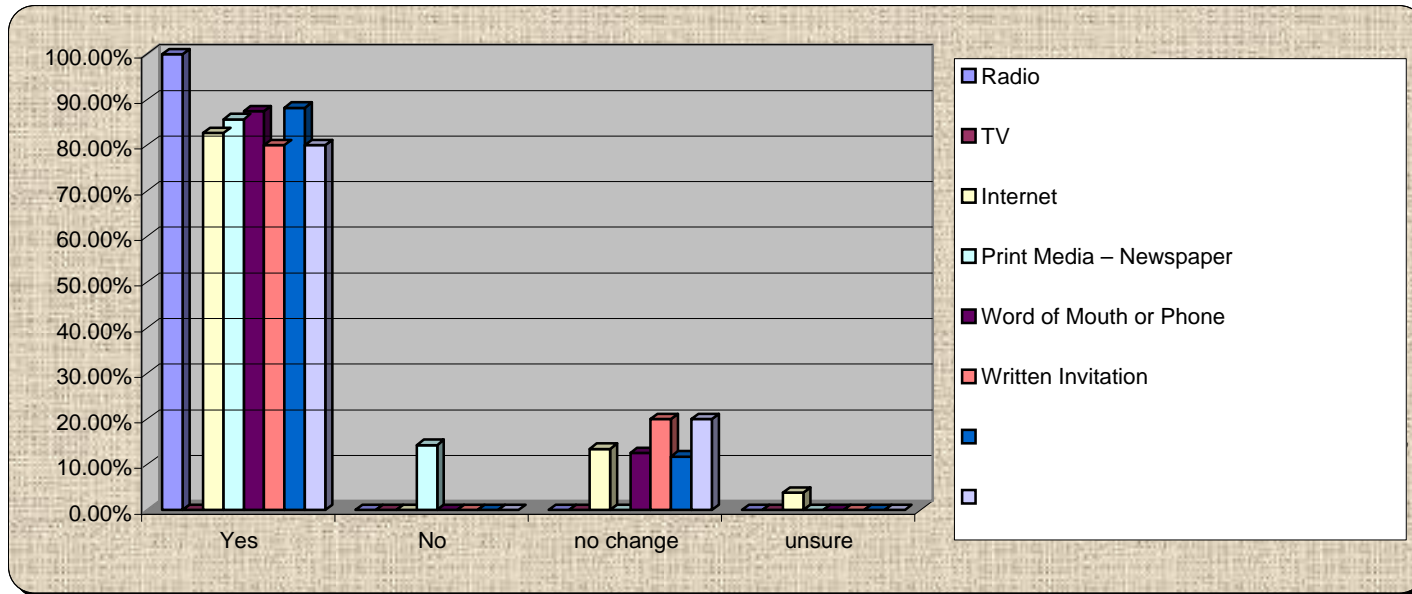
40.) How did you hear about this Summit?

	Radio	TV	Internet	Print Media – Newspaper	Word of Mouth or Phone	Written Invitation	Recommendation or Notice by Association, Group, Not-for-profit, or Coalition	Other
Radio	100.00%	0.00%	0.00%	0.00%	0.00%	0.00%	0.00%	0.00%
TV	0%	0%	0%	0%	0%	0%	0%	0%
Internet	0.00%	0.00%	100.00%	0.00%	0.00%	0.00%	0.00%	0.00%
Print Media – Newspaper	0.00%	0.00%	0.00%	100.00%	0.00%	0.00%	0.00%	0.00%
Word of Mouth or Phone	0.00%	0.00%	0.00%	0.00%	100.00%	0.00%	0.00%	0.00%
Written Invitation	0.00%	0.00%	0.00%	0.00%	0.00%	100.00%	0.00%	0.00%
Recommendation or Notice by Association, Group, Not-for-profit, or Coalition	0.00%	0.00%	0.00%	0.00%	0.00%	0.00%	100.00%	0.00%
Other	0.00%	0.00%	0.00%	0.00%	0.00%	0.00%	0.00%	100.00%



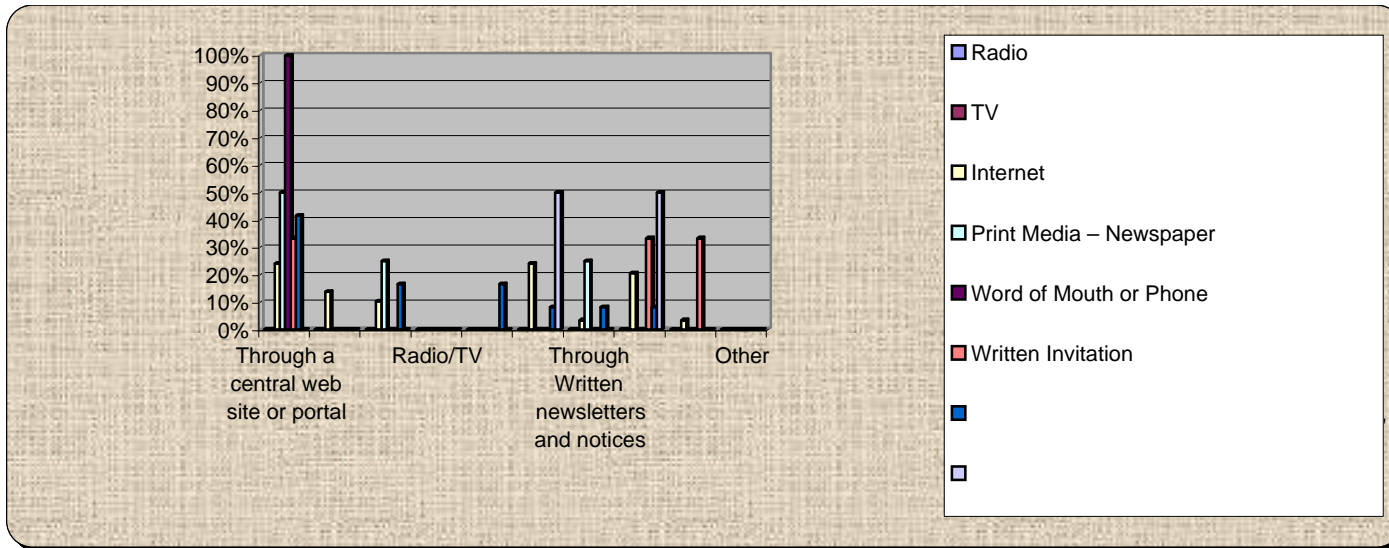
41.) I Feel I have improved access to data and information going forward

	Yes	No	no change	unsure
Radio	100.00%	0.00%	0.00%	0.00%
TV	0%	0%	0%	0%
Internet	82.69%	0.00%	13.46%	3.85%
Print Media – Newspaper	85.71%	14.29%	0.00%	0.00%
Word of Mouth or Phone	87.50%	0.00%	12.50%	0.00%
Written Invitation	80.00%	0.00%	20.00%	0.00%
Recommendation or Notice by Association, Group, Not-for-profit, or Coalition	88.24%	0.00%	11.76%	0.00%
Other	80.00%	0.00%	20.00%	0.00%



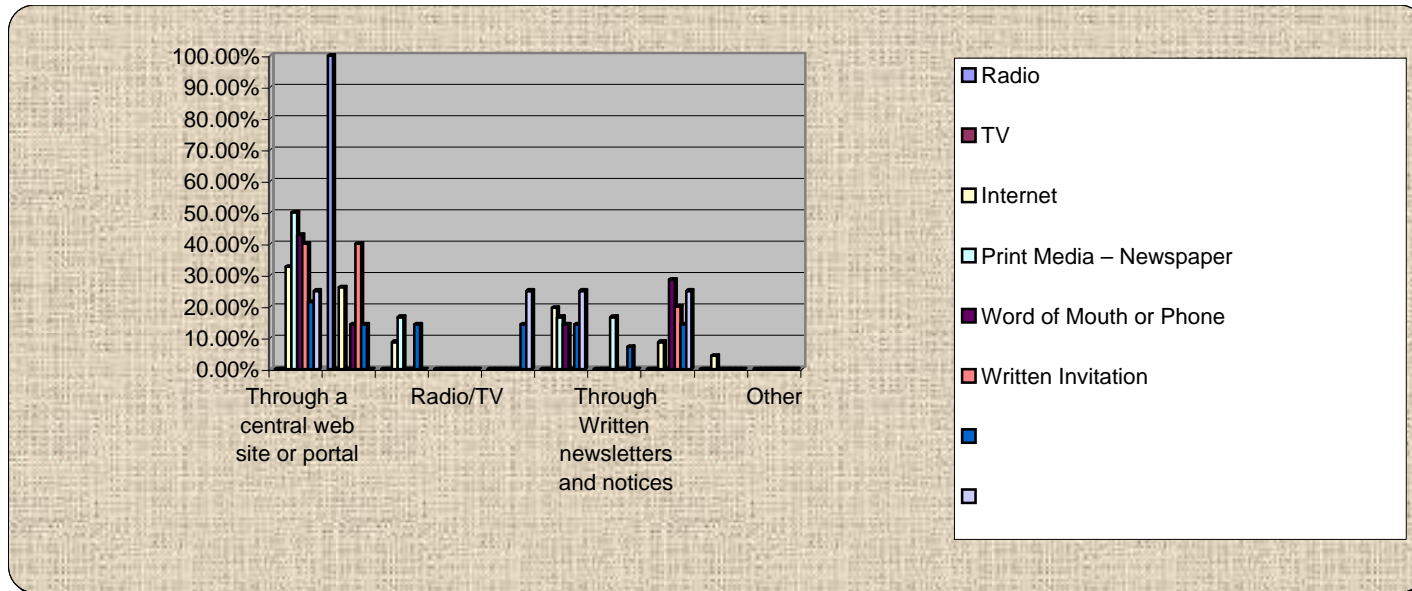
42.) I think the best way to keep up with trends, ideas, and developments regarding Voluisa's growth is:

	Through a central web site or portal	Through general media – electronic	Print media	Radio/TV	Through VCOG Meetings	Through Summits like this	Through Written newsletters and notices	Through all partner, government, and organizational web sites	Through myregion.org	Other
Radio	0%	0%	0%	0%	0%	0%	0%	0%	0%	0%
TV	0%	0%	0%	0%	0%	0%	0%	0%	0%	0%
Internet	24.14%	13.79%	10.34%	0.00%	0.00%	24.14%	3.45%	20.69%	3.45%	0.00%
Print Media – Newspaper	50.00%	0.00%	25.00%	0.00%	0.00%	0.00%	25.00%	0.00%	0.00%	0.00%
Word of Mouth or Phone	100.00%	0.00%	0.00%	0.00%	0.00%	0.00%	0.00%	0.00%	0.00%	0.00%
Written Invitation	33.33%	0.00%	0.00%	0.00%	0.00%	0.00%	0.00%	33.33%	33.33%	0.00%
Recommendation or Notice by Association, Group, Not-for-profit, or Coalition	41.67%	0.00%	16.67%	0.00%	16.67%	8.33%	8.33%	8.33%	0.00%	0.00%
Other	0.00%	0.00%	0.00%	0.00%	0.00%	50.00%	0.00%	50.00%	0.00%	0.00%



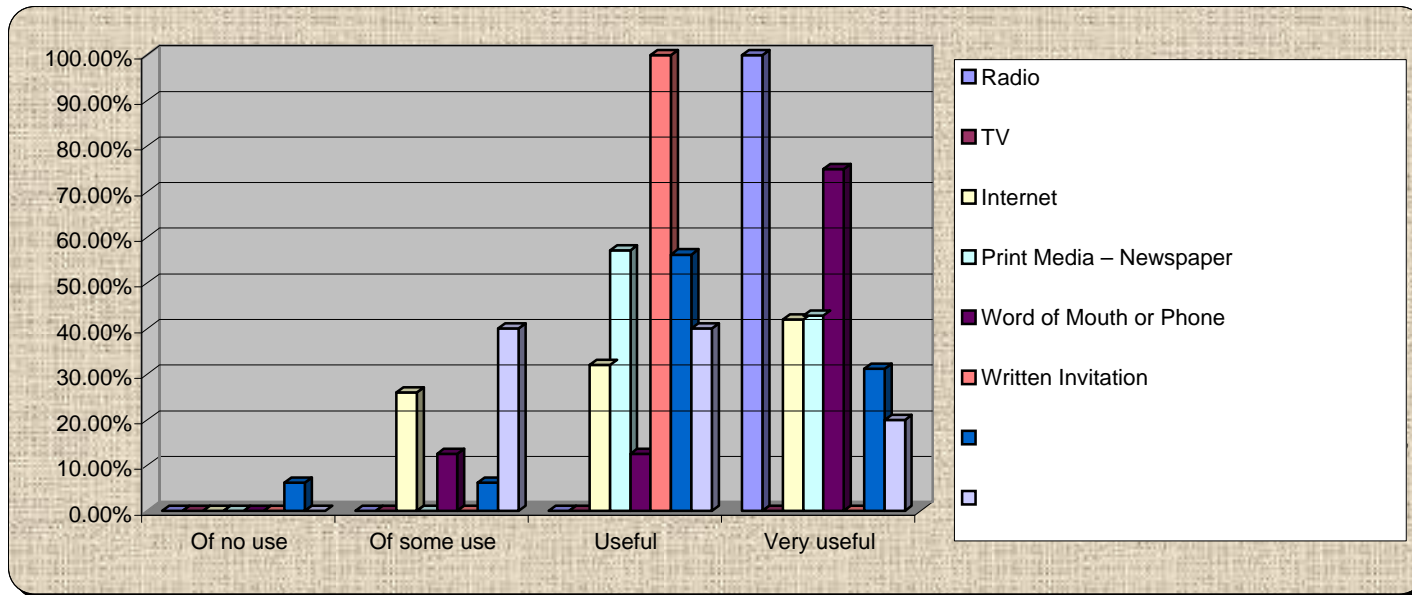
43.) I think the best way to keep up with trends, ideas, and developments regarding Voluisa's growth is:

	Through a central web site or portal	Through general media – electronic	Print media	Radio/TV	Through VCOG Meetings	Through Summits like this	Through Written newsletters and notices	Through all partner, government, and organizational web sites	Through myregion.org	Other
Radio	0.00%	100.00%	0.00%	0.00%	0.00%	0.00%	0.00%	0.00%	0.00%	0.00%
TV	0%	0%	0%	0%	0%	0%	0%	0%	0%	0%
Internet	32.61%	26.09%	8.70%	0.00%	0.00%	19.57%	0.00%	8.70%	4.35%	0.00%
Print Media – Newspaper	50.00%	0.00%	16.67%	0.00%	0.00%	16.67%	16.67%	0.00%	0.00%	0.00%
Word of Mouth or Phone	42.86%	14.29%	0.00%	0.00%	0.00%	14.29%	0.00%	28.57%	0.00%	0.00%
Written Invitation	40.00%	40.00%	0.00%	0.00%	0.00%	0.00%	0.00%	20.00%	0.00%	0.00%
Recommendation or Notice by Association, Group, Not-for-profit, or Coalition	21.43%	14.29%	14.29%	0.00%	14.29%	14.29%	7.14%	14.29%	0.00%	0.00%
Other	25.00%	0.00%	0.00%	0.00%	25.00%	25.00%	0.00%	25.00%	0.00%	0.00%



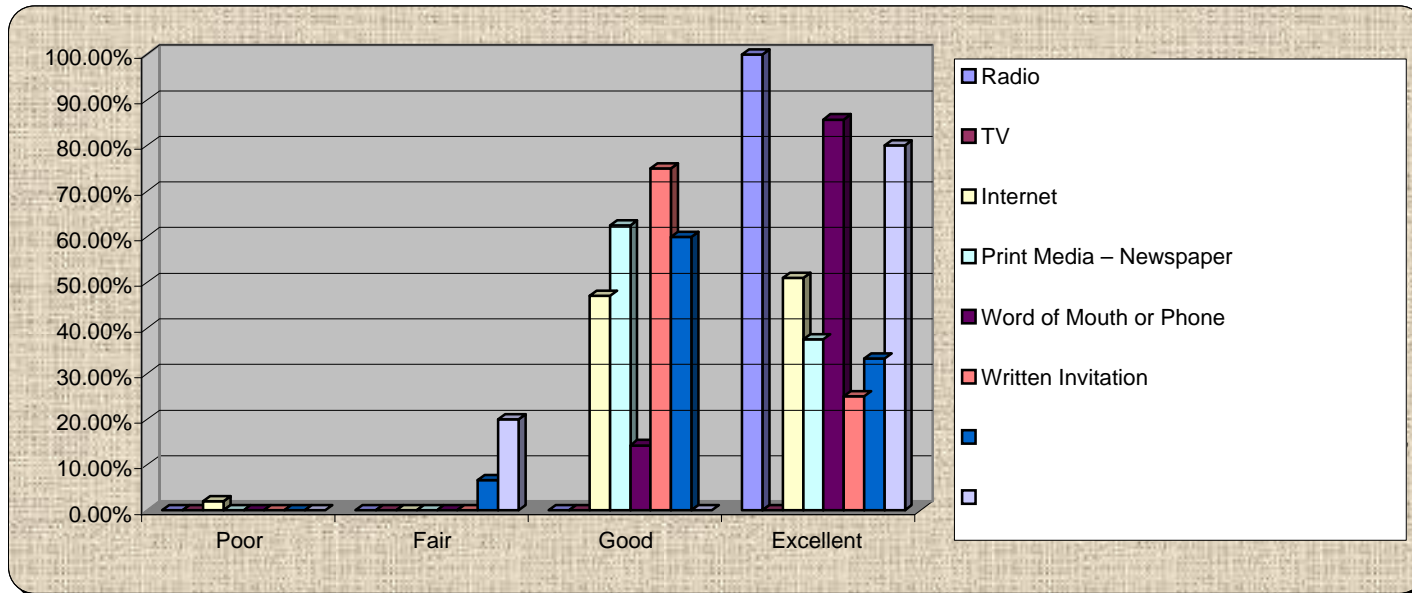
44.) For me personally - The data, information, and updates provided in this summit were:

	Of no use	Of some use	Useful	Very useful
Radio	0.00%	0.00%	0.00%	100.00%
TV	0%	0%	0%	0%
Internet	0.00%	26.00%	32.00%	42.00%
Print Media – Newspaper	0.00%	0.00%	57.14%	42.86%
Word of Mouth or Phone	0.00%	12.50%	12.50%	75.00%
Written Invitation	0.00%	0.00%	100.00%	0.00%
Recommendation or Notice by Association, Group, Not-for-profit, or Coalition	6.25%	6.25%	56.25%	31.25%
Other	0.00%	40.00%	40.00%	20.00%



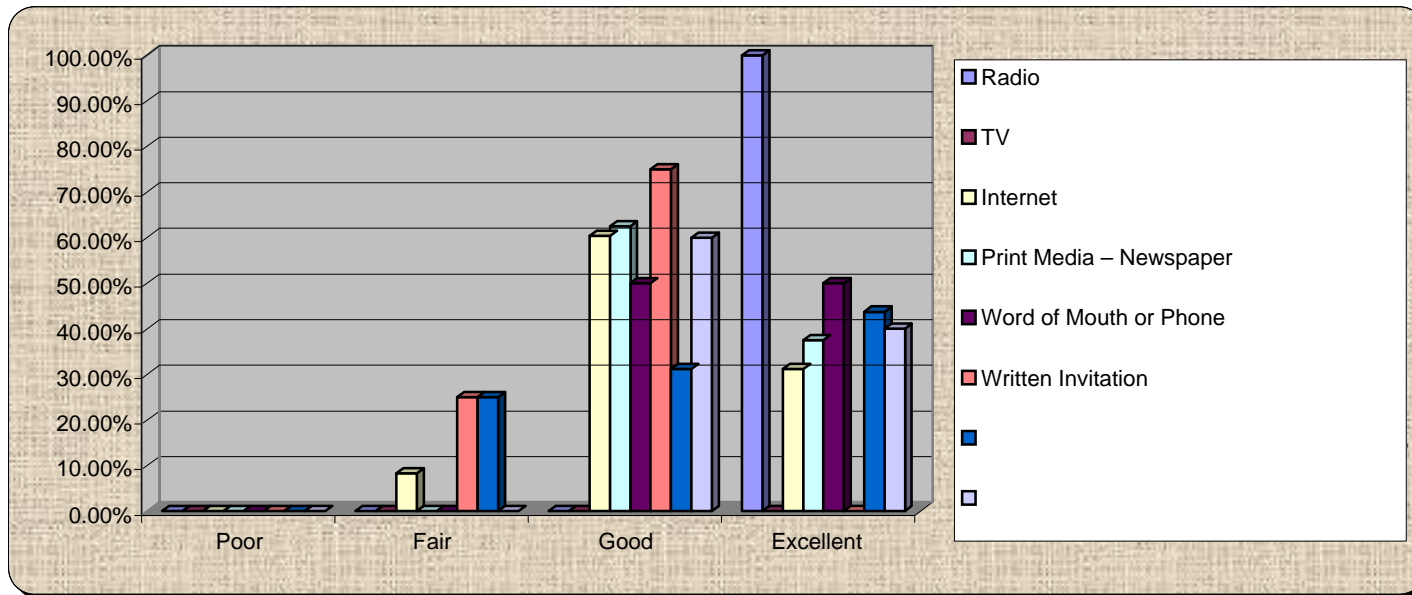
45.) As a team, Speakers, panelists, and facilitators were:

	Poor	Fair	Good	Excellent
Radio	0.00%	0.00%	0.00%	100.00%
TV	0%	0%	0%	0%
Internet	1.96%	0.00%	47.06%	50.98%
Print Media – Newspaper	0.00%	0.00%	62.50%	37.50%
Word of Mouth or Phone	0.00%	0.00%	14.29%	85.71%
Written Invitation	0.00%	0.00%	75.00%	25.00%
Recommendation or Notice by Association, Group, Not-for-profit, or Coalition	0.00%	6.67%	60.00%	33.33%
Other	0.00%	20.00%	0.00%	80.00%



46.) Workshops were:

	Poor	Fair	Good	Excellent
Radio	0.00%	0.00%	0.00%	100.00%
TV	0%	0%	0%	0%
Internet	0.00%	8.33%	60.42%	31.25%
Print Media – Newspaper	0.00%	0.00%	62.50%	37.50%
Word of Mouth or Phone	0.00%	0.00%	50.00%	50.00%
Written Invitation	0.00%	25.00%	75.00%	0.00%
Recommendation or Notice by Association, Group, Not-for-profit, or Coalition	0.00%	25.00%	31.25%	43.75%
Other	0.00%	0.00%	60.00%	40.00%



47.) How did you hear about this Summit?

	Radio	TV	Internet Web site driven	Internet email from event	Internet email from colleagues	Print Media – Newspaper	Word of Mouth or Phone	Written Invitation	Recommendation or Notice by Association, Group, Not-for-profit, or Coalition	Other
Radio	100.00%	0.00%	0.00%	0.00%	0.00%	0.00%	0.00%	0.00%	0.00%	0.00%
TV	0%	0%	0%	0%	0%	0%	0%	0%	0%	0%
Internet	0.00%	0.00%	3.85%	53.85%	32.69%	0.00%	0.00%	0.00%	7.69%	1.92%
Print Media – Newspaper	0.00%	0.00%	0.00%	0.00%	0.00%	100.00%	0.00%	0.00%	0.00%	0.00%
Word of Mouth or Phone	0.00%	0.00%	0.00%	14.29%	0.00%	0.00%	85.71%	0.00%	0.00%	0.00%
Written Invitation	0.00%	0.00%	0.00%	25.00%	0.00%	0.00%	0.00%	75.00%	0.00%	0.00%
Recommendation or Notice by Association, Group, Not-for-profit, or Coalition	0.00%	0.00%	0.00%	12.50%	12.50%	0.00%	0.00%	0.00%	68.75%	6.25%
Other	20.00%	0.00%	0.00%	20.00%	20.00%	0.00%	0.00%	0.00%	0.00%	40.00%

